



## MINUTES

**SPECIAL MEETING OF COUNCIL HELD AT COBRAM  
CIVIC CENTRE, PUNT ROAD COBRAM,  
MONDAY 29 JUNE 2015**

The meeting commenced at 5:00pm.

### **PRESENT**

Councillor Marie Martin (Mayor)  
Councillor Kevin Bourke  
Councillor Wendy Buck  
Councillor Gary Cleveland  
Councillor Ed Cox  
Councillor Brian Keenan  
Councillor Don McPhee  
Councillor Peter Mansfield  
Councillor Alex Monk

### **IN ATTENDANCE:**

Mark Henderson	Chief Executive Officer
Leanne Mulcahy	General Manager Corporate
Andrew Close	General Manager Infrastructure
Linda Nieuwenhuizen	Manager - Governance and Communications

### **1. CALLING TO ORDER - CEO**

### **2. PRAYER**

Almighty God we humbly ask you to guide our deliberations for the welfare and benefit of the Moira Shire and its people whom we serve.

Amen

### **3. ACKNOWLEDGEMENT OF COUNTRY**

We, the Moira Shire Council, would like to acknowledge the traditional owners of the land upon which we meet and pay our respects to their Elders both past and present.

### **4. APOLOGIES & REQUESTS FOR LEAVE OF ABSENCE**

Nil

### **5. DECLARATION UNDER ACTS, REGULATIONS, CODES OR LOCAL LAWS**

Nil

### **6. DECLARATION OF ANY INTEREST OR CONFLICT OF INTEREST**

Nil

### **7. OFFICER REPORTS FOR DETERMINATION**

---

**7 CORPORATE**

7.1 MOIRA SHIRE COUNCIL PROPOSED 2015/16 BUDGET 3

**8. CLOSE OF MEETING**

Meeting closed at 5:32 PM

A handwritten signature in black ink, appearing to read 'M Henderson', is written over a thin, slightly curved horizontal line.

**MARK HENDERSON  
CHIEF EXECUTIVE OFFICER**

FILE NO: 100.00.01  
4. ORGANISATION

ITEM NO: 7.1  
(TEAM LEADER - FINANCIAL  
ACCOUNTANT, RAMKI SUBRAMANIAM)  
(GENERAL MANAGER - CORPORATE,  
LEANNE MULCAHY)

## MOIRA SHIRE COUNCIL PROPOSED 2015/16 BUDGET

### 1. Executive Summary

The Draft Budget 2015-2016 has been prepared and advertised by Council for public submissions. The closing date for public submissions to the Draft Budget was 5.00pm, Friday 29 May 2015.

Council is now required to formally adopt the Budget 2015-2016, including the User Fees and Charges.

### 2. Background and Options

The statutory advertising period, in accordance with Section 223 of the *Local Government Act 1989*, has been complied with.

The proposed Budget contains the following highlights:

- 'Renewal' projects totalling: \$6.6m
- 'Upgrade' projects totalling: \$2.35m
- 'Expansion' projects totalling: \$2.58m including the Cobram Library \$1.6m.

The key outcomes of the Draft Budget 2015-2016 include a rate rise of only 4 per cent, which is down from 5.5 per cent in 2014-2015, and a net operating surplus of \$1.85 million. The rate rise of 4.0 per cent is Council's lowest rate rise in well over ten years.

The Annual Budget, including User Fees and Charges, relates to the 2015-2016 financial year. The Annual Budget is required to be adopted and a copy submitted to the Minister by 30 June each year.

FILE NO: 100.00.01  
4. ORGANISATION

ITEM NO: 7.1  
(TEAM LEADER - FINANCIAL  
ACCOUNTANT, RAMKI SUBRAMANIAM)  
(GENERAL MANAGER - CORPORATE,  
LEANNE MULCAHY)

**MOIRA SHIRE COUNCIL PROPOSED 2015/16 BUDGET (cont'd)**

Council has sought community input and feedback on the Proposed Budget 2015/16. Submissions were received and then were considered by a Special Committee Meeting of Council held on Tuesday 9 June 2015. A summary of the submissions is outlined below:

	Submission	Changes to Budget
1	Upgrade of car park at Nathalia swimming pool	An additional \$15,000 will be provided in the 2015/16 Capital Budget for the removal and re-planting of appropriate trees. Council would like to partner with the proponents, the Men's Shed and other interested community groups to jointly scope and deliver a local beautification project.
2	Upgrade Harcourt Street, Nathalia	Council acknowledges the need for additional parking and to beautify the area. This will be referred to the Project Committee for consideration in 2016/17.
3	Walking/cycling track – Hogans Road, Yarrowonga	Council fully supports the need to improve the walking/cycling access along Hogan's Road and has allocated \$30,000 in the 2015/16 Capital Budget. Further funding to continue the path beyond Rosemary Court will be referred to the mid-year Budget review.
4	Urban Dust suppression programme	Council has allocated \$185,000 in the 2015/16 Capital Budget for dust suppression.
5	Town Clock in Nathalia	Council are happy to provide letters of support to the Community group to assist their application for grant funding for this initiative. Further scoping, including the location of the clock, is required prior to project commencement.
6	Budget analysis (Administration costs, underspend on Roads etc.,)	Council has committed over \$10 million to providing a well maintained and safe road network across the Shire.
7	Memorial Plantation	Council is happy to support the community group with their application for grant funding from other sources. Council also encourages the group to make application through the annual grants program.
8	Recreation Reserve Drainage	



FILE NO: 100.00.01  
4. ORGANISATION

ITEM NO: 7.1  
(TEAM LEADER - FINANCIAL  
ACCOUNTANT, RAMKI SUBRAMANIAM)  
(GENERAL MANAGER - CORPORATE,  
LEANNE MULCAHY)

**MOIRA SHIRE COUNCIL PROPOSED 2015/16 BUDGET (cont'd)**

	Submission	Changes to Budget
		Council acknowledge the challenges around the provision of drainage across the Shire. Further engineering assessment will be undertaken.
9	Wunghnu to Numurkah Bicycle waking track.	Council is planning to review the opportunities to improve and expand Tracks and Trails across the Shire. This project will be included in the review.
10	Modernising of Toilet block	The Wunghnu Toilet block is scheduled for renewal/upgrade in 2016/17.
11	Wayside stop at Bathumi	Council will continue to work with the Lions Club and progress in line with our existing agreement. There is also a need to review the safety around this proposed roadside reserve.
12	Seeking Grants for Art activities	The GRAIN store is a valued partner in the delivery of Arts and Culture activities across the Shire and \$10,000 has been allocated.
13	Lighting at Botts Road - Murray Valley Highway intersection	The 2015/16 Capital Budget includes \$350,000 towards the upgrade of this intersection. Council will work with VIC Roads to enable appropriate lighting at the intersection.
14	Tree removals – Lott Street, Yarrowonga	Council supports the improvements proposed. Further public consultation is required with the broader community regarding the removal and re-planting of appropriate trees. Following the completion of the exact scope of the project, a submission to the mid-year Budget Review is planned.
15	Budget analysis	Council believes that the 2015/16 Budget will underpin smarter delivery of our existing programs and services, working more closely and effectively with the entire Moira community, delivering sound financial management and demonstrating good governance.
16	Yarroweyah Town Drainage Plan.	Council recognizes the need to improve local drainage. The next steps are to determine access in to the drainage reserve and to scope the project.

FILE NO: 100.00.01  
4. ORGANISATION

ITEM NO: 7.1  
(TEAM LEADER - FINANCIAL  
ACCOUNTANT, RAMKI SUBRAMANIAM)  
(GENERAL MANAGER - CORPORATE,  
LEANNE MULCAHY)

**MOIRA SHIRE COUNCIL PROPOSED 2015/16 BUDGET (cont'd)**

	Submission	Changes to Budget

Following its public exhibition, in accordance with Section 129 of the *Local Government Act 1989*, the Budget 2015-2016 including User Fees and Charges, is now presented for Council's formal adoption.

**3. Financial Implications**

The Budget 2015-2016 is the key financial document for that year. The operating budget proposes a budgeted surplus of \$1.85million and has been prepared using Council's Strategic Resource Plan as a base.

**4. Risk Management**

By adopting the recommendation, Council will not be exposed to any significant risk.

**5. Internal and External Consultation**

Public advertisement advising proposed budget on public exhibition, as required by Sections 129 and 223 of the *Local Government Act 1989*.

Copies of the Proposed Budget 2015/16 document have been available at Council's service centres and agencies.

Internal consultations have been held with the Corporate Management Team, all Managers and key staff within their Departments

**6. Regional Context**

All Council are required to submit their budget to the Minister 30 June 2015.

Moira Shire Council's proposed rate increase sits mid table amongst similar size rural Councils.

**7. Council Plan Strategy**

Strategic directive: deliver sound financial

**8. Legislative / Policy Implications**

- Local Government Act 1989
- Special Rates and Charges Policy
- Garbage and Recycling Policy
- Asset Management Policy
- Rates and Charges Policy
- Budget and Reporting Policy

**9. Environmental Impact**

All environmental implications have been addressed as part of preparation of this budget.

FILE NO: 100.00.01  
4. ORGANISATION

ITEM NO: 7.1  
(TEAM LEADER - FINANCIAL  
ACCOUNTANT, RAMKI SUBRAMANIAM)  
(GENERAL MANAGER - CORPORATE,  
LEANNE MULCAHY)

## MOIRA SHIRE COUNCIL PROPOSED 2015/16 BUDGET (cont'd)

### 10. Conflict of Interest Considerations

There are no officer conflict of interest issues to consider within this report

### 11. Conclusion

Council has sought community input and feedback on the Proposed Budget 2015/16. Submissions were received and then were considered by a Special Committee Meeting of Council held on Tuesday 9 June 2015. It is recommended that Council, following consideration of the submissions received adopt the Budget 2015/16.

#### Attachments

- 1 Capital Projects 2015-16
- 2 Attachment 5 Annexure Schedule of Fees and Charges.
- 3 Standard Cash flow statement
- 4 Moira Shire Council's Proposed 2015 16 Budget

### RECOMMENDATION

That Council:

- (i) adopt the Budget 2015-2016 including the User Fees and Charges; and
- (ii) allow the Chief Executive Officer authorisation to give public notice of the decision to adopt the Budget 2015-2016 in accordance with Section 130 of the *Local Government Act 1989*.

### MOTION

CRS ED COX / BRIAN KEENAN

That Council:

- (i) adopt the Budget 2015-2016 including the User Fees and Charges; and
- (ii) allow the Chief Executive Officer authorisation to give public notice of the decision to adopt the Budget 2015-2016 in accordance with Section 130 of the *Local Government Act 1989*.

(CARRIED)

*Cr Alex Monk called for a division.*

#### FOR

Cr Bourke  
Cr Buck  
Cr Cleveland  
Cr Cox  
Cr Keenan  
Cr Martin  
Cr McPhee  
Cr Monk

#### AGAINST

Cr Mansfield

FILE NO: 100.00.01  
4. ORGANISATION

ITEM NO: 7.1  
(TEAM LEADER - FINANCIAL  
ACCOUNTANT, RAMKI SUBRAMANIAM)  
(GENERAL MANAGER - CORPORATE,  
LEANNE MULCAHY)

MOIRA SHIRE COUNCIL PROPOSED 2015/16 BUDGET (cont'd)

ATTACHMENT No [1] - Capital Projects 2015-16

Asset class	Project Title	Description	Asset Category	Income / Funding Source	Total Project Budget	Total Project Income	Net Cost to Council
<b>Bridges</b>	Bridge Renewal Program	Remedial works on bridges as identified by the asset management bridge inspection program (Wrights Bridge, Hancock Bridge, Tungamah-Peechelba Road, footbridge Murray Valley Highway, Tungamah Road, Walahs Bridge)	R		\$180,000	-	\$180,000
<b>Bridges Total</b>					<b>\$180,000</b>		<b>\$180,000</b>
<b>Buildings</b>	Automatic Doors, Library, Nathalia, Car park, Maternal and Child Health Centre, Yarrawonga	Installation of new automatic doors on the front entrance of the library at Nathalia. Construction of an undercover car park area at the Maternal and Child Health Centre at Yarrawonga.	U		\$10,000		\$10,000
	Disaster Recovery Information Technology	Relocation of the Disaster Recovery backup server IT facilities. The current location suffers from poor connectivity and low speed.	U		\$15,000		\$15,000
	Pool Heater Replacement, Numurkah Aquatic Centre, Numurkah	Additional funding to provide a Library at Cobram. The total budget with this funding will be \$1,800,000. The funding is made up of \$500,000 from Living Libraries, \$250,000 from Regional Development Victoria, \$150,000 from the Community and \$900,000 from Council. (Includes \$1M expenditure and \$250,000 income rebudgeted from 2014/15)	E	Community Contribution	\$1,800,000	(\$100,000)	\$1,700,000
	Public Halls Renewal Program	Replacement of the heating unit in the pool hall. The unit supplies warm air to the pool hall, and has a history of failing due to its age (20 years).	R		\$100,000		\$100,000
	Public Toilets Renewal Program	Renewal of Halls as per the condition audit. Renewal of floor surfacing at Strathmoreton, and Pooda, together with painting of Pooda and Lake Rowan Halls.	R	Community Contribution	\$100,000	(\$7,000)	\$93,000
	Public Toilets, Numurkah	Renewal works to the public toilets at Quinn Street, Numurkah, Lower Park, Nathalia, and Rotary Park, Yarrawonga. Works will include replacement of damaged fittings and painting.	R		\$70,000		\$70,000
	Public Toilets, Cobram	Upgrade of Quinn Street, Numurkah Public Toilets to include all abilities access facilities.	U		\$15,000		\$15,000
	Compliance Works, Animal Pound, Cobram	Works required within the domestic animal pound, at Cobram, to achieve compliance with the Shelters and Pounds Code of Practice.	U		\$60,000		\$60,000
	Electrical Audit Implementation Program	Implementation of the electrical audit undertaken on Council buildings in 2014/15. Works will be undertaken in accordance with the recommendations of the Electrical Audit.	U		\$50,000		\$50,000
	Immunistation Fridges, Cobram Service Centre	Relocation of immunisation fridges at the Cobram Service Centre to ensure that back up power is available.	U		\$5,000		\$5,000
	Building Urgent Safety Works	Urgent Safety Works to address public safety and severe deterioration of buildings used by the community.	R		\$130,000		\$130,000
<b>Buildings Total</b>	Multi Purpose Building, Numurkah	Regrade the stairs at the Multi purpose building at the Numurkah Showgrounds.	U		\$50,000	(\$407,000)	\$50,000
					<b>\$2,315,000</b>		<b>\$1,908,000</b>
<b>Computers &amp; telecommunications</b>	Aerial Photography/GIS Imagery, Telemetry, Generator, Cobram Service Centre	Acquisition of updated aerial photography for integration into the GIS system. Installation of an SMS module into the backup generator located at the Cobram Service Centre.	U		\$50,000		\$50,000
<b>Computers &amp; telecommunications Total</b>					<b>\$50,000</b>		<b>\$50,000</b>
<b>Drainage</b>	Drainage Upgrade, Yarrawonga	Design of the first stage of drainage upgrades recommended from the Yarrawonga Drainage Study.	U		\$160,000		\$160,000

FILE NO: 100.00.01  
4. ORGANISATION

ITEM NO: 7.1  
(TEAM LEADER - FINANCIAL  
ACCOUNTANT, RAMKI SUBRAMANIAM)  
(GENERAL MANAGER - CORPORATE,  
LEANNE MULCAHY)

MOIRA SHIRE COUNCIL PROPOSED 2015/16 BUDGET (cont'd)

ATTACHMENT No [1] - Capital Projects 2015-16

Asset class	Project Title	Description	Asset Category	Income / Funding Source	Total Project Budget	Total Project Income	Net Cost to Council
<b>Capital Projects 2015/16</b>							
	Drainage, Germain Street, Cobram	Excavation and disposal of vegetation and silt from the drainage dam located in the industrial area off Karook Street, Cobram, to ensure it meets its design capacity and performance.	R		\$100,000		\$100,000
	Drainage, Northeast Retarding Basin, Cobram	Excavation and disposal of vegetation and silt from the retarding basin located west of Wendell Street, Cobram, to ensure that it meets its design capacity and performance.	R		\$120,000		\$120,000
	Drainage, Schubert Street, Cobram	Excavation and disposal of vegetation and silt from the drainage dam located in the industrial area off Schubert Street, Cobram, to ensure it meets its design capacity and performance.	R		\$10,000		\$10,000
	<b>Drainage Total</b>				<b>\$380,000</b>		<b>\$380,000</b>
	Footpaths and cycle ways	Program to replace broken sections of footpath in accordance with asset condition survey.	R		\$65,000		\$65,000
	Footpath, Blake Street, Nathalia	Reconstruction of the footpath in Blake Street, Nathalia.	R		\$230,000		\$230,000
	Shared Path, Hogans Road, Yarrawonga	Construction of a temporary granite sand path adjacent to Hogans Road, Yarrawonga, from the Murray Valley Highway to Rosemary Court.	E		\$30,000		\$30,000
	<b>Footpaths and cycle ways Total</b>				<b>\$325,000</b>		<b>\$325,000</b>
	Kerb and Channel	Replacement of Kerb and Channel at various locations in accordance with the Asset Management System and condition audits.	R	POB Grant	\$400,000	(\$400,000)	
	<b>Kerb and Channel Total</b>				<b>\$400,000</b>	<b>(\$400,000)</b>	
	Land Improvements	Renewal of park furniture that has reached the end of its life and is in poor condition at the following parks, Barmah, Nathalia, Murrumbidgee and Kambidgee. Renew the capping layer of the levee bank for 300 metres adjoining the Broken Creek between the Ryans Road/Peace Street intersection and Chapel Street/Kambidgee/Nathalia Road, Nathalia.	R		\$15,000		\$15,000
	Renewal, Levee Banks, Nathalia	Works to be undertaken primarily at the Landfill site in Cobram to ensure that the operation is carried out in accordance with EPA requirements.	R		\$180,000		\$180,000
	Landfill Various Works	Application of a water proof paint surface to the swimming pools at the Yarrawonga and Nathalia Swimming centres and removal and replanting of appropriate trees at Nathalia Swimming Pool (\$15,000).	U		\$70,000		\$70,000
	Upgrade Swimming Pools, Yarrawonga and Nathalia	Recreational trail from the Yarrawonga Town centre to Bobs Road, along the foreshore. Project to include, interpretive signage, solar lights, and exercise equipment along the route.	R		\$95,000		\$95,000
	Recreational Trail, Yarrawonga	Works to be undertaken on Old Cells that have been rehabilitated at the Landfill site in Cobram to ensure that the operation is carried out in accordance with EPA requirements.	E	Open Space Reserve Fund	\$50,000	(\$50,000)	
	Renewal Works, Cell 1 to 3 (Old Cells), Cobram Landfill	Works to be undertaken on the rehabilitated Yarrawonga landfill site to ensure that the site is managed in accordance with EPA requirements.	R		\$22,000		\$22,000
	Renewal Works, Landfill Site, Yarrawonga	Council contribution to upgrade of works and studies at the Yarrawonga Caravan Park in partnership with the new lease holders.	R		\$20,000		\$20,000
	Caravan Park, Yarrawonga	Works in accordance with recent CASA inspection and requirements. Widening of taxiways and upgrade of runway 05/23. Grant applied for but not confirmed. (Project rebudgeted from 2014/15 \$500,000 expenditure and \$400,000 income)	E	Grants - applied for	\$500,000	(\$400,000)	\$100,000
	<b>Land Improvements Total</b>				<b>\$1,132,000</b>	<b>(\$450,000)</b>	<b>\$682,000</b>



FILE NO: 100.00.01  
4. ORGANISATION

ITEM NO: 7.1  
(TEAM LEADER - FINANCIAL  
ACCOUNTANT, RAMKI SUBRAMANIAM)  
(GENERAL MANAGER - CORPORATE,  
LEANNE MULCAHY)

**MOIRA SHIRE COUNCIL PROPOSED 2015/16 BUDGET (cont'd)**

**ATTACHMENT No [1] - Capital Projects 2015-16**

Asset class	Project Title	Description	Asset Category	Income / Funding Source	Total Project Budget	Total Project Income	Net Cost to Council
<b>Off street car parks</b>	Carpark, Witt Street, Yarrawonga	Construction of an extension to the car park at Witt Street, Yarrawonga.	U	Car Park Reserve	\$110,000	(\$110,000)	-
<b>Off street car parks Total</b>					<b>\$110,000</b>	<b>(\$110,000)</b>	
<b>Plant, machinery &amp; equipment</b>	Heavy Plant - Replacement of Back Hoe	Replacement of the backhoe at the Nurukrah Depot in accordance with the Plant Replacement Program.	R	Proceeds from sale of plant	\$135,000	(\$50,000)	\$115,000
	Heavy Plant - Replacement of Mowers	Replacement of four out-front mowers as per the plant replacement program.	R	Proceeds from sale of plant	\$115,000	(\$32,000)	\$83,000
	Plant Replacement - 3 cubic metre Tip Truck	Replacement of a 3 cubic metre Tip Truck in accordance with the Plant Replacement Program.	R	Proceeds from sale of plant	\$100,000	(\$12,000)	\$88,000
	Plant Replacement - Dingo	Replacement of plant, Dingo equivalent as per plant replacement program.	R	Proceeds from sale of plant	\$60,000	(\$14,000)	\$46,000
	Small Plant Replacement Program	Replacement of small plant in accordance with the plant replacement program.	R	Proceeds from sale of plant	\$24,000	(\$2,500)	\$21,500
	Small Plant Replacement Programme >\$2,000.00	Replacement of small plant of value greater than \$2000 in accordance with the plant replacement program.	R	Proceeds from sale of plant	\$125,000	(\$30,000)	\$105,000
	Light Fleet Vehicle Replacement Program	Purchase of nine light fleet vehicles to replace vehicles at the end of lease period, in accordance with the light fleet vehicle strategy, adopted in 2014.	R		\$350,000		\$350,000
	Trailer Mounted High Pressure Drain Maintenance Unit	Nett lease cost of a trailer mounted high pressure drain cleaning and maintenance unit. The unit will be used to clean drains in accordance with a proactive maintenance schedule, and reduce Council's use of specialist contractors.	E		\$5,000		\$5,000
	Renewal Program, Aquatic Facilities	Implementation of a program developed after the 2014/15 condition audits, undertake a preventative maintenance and renewal program within Councils aquatic facilities.	R		\$40,000		\$40,000
<b>Plant, machinery &amp; equipment Total</b>					<b>\$567,000</b>	<b>(\$100,500)</b>	<b>\$466,500</b>
<b>Playground Equipment</b>	Playground Renewal Program	Renewal of playground equipment in accordance with the asset condition audit.	R		\$50,000		\$50,000
	All abilities Playground, Yarrawonga	Council contribution to the implementation (Construction Costs) of a new All Abilities Playground at Yarrawonga. To be funded from the Open Space Reserve.	E	Open Space Reserve Fund	\$200,000	(\$200,000)	
<b>Playground Equipment Total</b>					<b>\$250,000</b>	<b>(\$200,000)</b>	<b>\$50,000</b>
<b>Roads</b>	Bituminous Reseal program	Resealing of Council's road network in accordance with the pavement condition audit.	R	R/R Grant	\$1,400,000	(\$1,200,000)	\$200,000
	Intersection Upgrade, Nurukrah Road, Katunga	Intersection upgrade and re-alignment of the intersection of Nurukrah Road, Sandmount Road and Hendys Road, at Katunga. Works are to address the high accident rate, and are dependant upon external funding.	U	Grants - opportunity identified	\$600,000	(\$600,000)	
	Intersection Works, Bots Road/Murray Valley Highway, Yarrawonga	Installation of turning lanes at the intersection of Bots Road and the Murray Valley Highway at Yarrawonga, in accordance with the Yarrawonga Development plan.	E	Developer Contribution	\$950,000	(\$170,817)	\$179,383
	Pavement Stabilising Program	Stabilisation of damaged sealed road pavements undertaken in conjunction with the resealing program.	R		\$500,000		\$500,000
	Reconstruction, St James Road, Yondool	Reconstruction of a damaged section of St James Road between Bellala Tocumwal Road and Yondool Road.	R	R/R Grant	\$550,000	(\$275,000)	\$275,000
	Resheeting, Gravel Road Network	Resheeting of gravel roads in accordance with the condition audits undertaken on the gravel road network.	R	R/R Grant	\$1,000,000	(\$1,000,000)	

FILE NO: 100.00.01  
4. ORGANISATION

ITEM NO: 7.1  
(TEAM LEADER - FINANCIAL  
ACCOUNTANT, RAMKI SUBRAMANIAM)  
(GENERAL MANAGER - CORPORATE,  
LEANNE MULCAHY)

**MOIRA SHIRE COUNCIL PROPOSED 2015/16 BUDGET (cont'd)**

**ATTACHMENT No [1] - Capital Projects 2015-16**

Capital Projects 2015/16							
Asset class	Project Title	Description	Asset Category	Income / Funding Source	Total Project Budget	Total Project Income	Net Cost to Council
	Shire and Town Entrance Signage	Design and installation of Highway entrance signs; Replacement of the signage that visitors and others see as they approach the Shire of Moira.	R		\$50,000		\$50,000
	Urban Dust Suppression Program	Provision of urban dust suppression seal to the residential streets of Katunga and Lake Rewan.	E		\$166,000		\$166,000
	Widening, Mangi road, Numurkah Road	Widening of Mangi Road, Numurkah between Numurkah Road and Xanadu Road	U	R/R Grant	\$325,000	(\$325,000)	-
	Traffic Safety Works, Moran Street, Picola	The Moran Street and Picola Yrb Road; Intersection has poor accident statistics. Installation of Islands and additional kerb will improve the intersection and address all likely causes of intersection accidents.	U	Grants - to be sought	\$150,000	(\$75,000)	\$75,000
	LED Streetlight Replacement program	Contribution to Council's commitment to replace street lights with LED luminaires.	R		\$111,406		\$111,406
	Final Seals 2013/14 Urban Dust Suppression Program	This program will place a final bituminous seal over the streets sealed in Barmah as part of last year's Urban Dust Suppression program.	U		\$70,000		\$70,000
	Culvert Guard Fences, Inspection and Renewal Program	Inspection of Culvert guard fences and staged replacement of those in poor condition.	R		\$75,000		\$75,000
	<b>Roads Total</b>				<b>\$5,466,406</b>	<b>(\$3,645,617)</b>	<b>\$1,820,789</b>
	<b>Grand Total</b>				<b>\$11,571,406</b>	<b>(\$5,313,117)</b>	<b>\$6,258,289</b>
Asset classes are shown as: R-Renewal, U-Upgrade and E-Expansion or new assets created by implementation of the Capital program.							

FILE NO: 100.00.01  
4. ORGANISATION

ITEM NO: 7.1  
(TEAM LEADER - FINANCIAL  
ACCOUNTANT, RAMKI SUBRAMANIAM)  
(GENERAL MANAGER - CORPORATE,  
LEANNE MULCAHY)

**MOIRA SHIRE COUNCIL PROPOSED 2015/16 BUDGET (cont'd)**

**ATTACHMENT No [2] - Attachment 5 Annexure Schedule of Fees and Charges.**

MOIRA SHIRE COUNCIL

FEE'S AND CHARGES SCHEDULE

2015/16 BUDGET REPORT

Activity/Function	Title of Fee or Charge	GST	Statutory Cost Recovery, Full Cost Recovery or Subsidised	Fee or Charge 2014/15	Proposed Fee or Charge 2015/16	% Change	Comments	
<b>WORKS WITHIN A ROAD RESERVE / ROAD OPENING PERMITS</b>								
<b>Works, other than minor works</b>								
Conducted on, or on any part of the roadway, shoulder or pathway	Municipal road or non-arterial state road on which the maximum speed limit for vehicles at any time is more than 50 kilometres per hour <b>Fee Units = 45.0</b>	No	Statutory Cost Recovery	\$812.00	\$812.00	2.7%	One fee unit = \$19.60. Fee units are in accordance with the Monetary Units Act 2004. Fees are not payable in respect of minor works that do not require consent by Regulations.	
Conducted on, or on any part of the roadway, shoulder or pathway	Municipal road or non-arterial state road on which the maximum speed limit for vehicles at any time is not more than 50 kilometres per hour <b>Fee Units = 20.0</b>	No	Statutory Cost Recovery	\$264.80	\$272.00	2.7%		
Not conducted on, or on any part of the roadway, shoulder or pathway	Municipal Road or non-arterial state road on which the maximum speed limit for vehicles at any time is more than 50 kilometres per hour <b>Fee Units = 26.0</b>	No	Statutory Cost Recovery	\$331.00	\$340.00	2.7%		
Not conducted on, or on any part of the roadway, shoulder or pathway	Municipal road or non-arterial state road on which the maximum speed limit for vehicles at any time is not more than 50 kilometres per hour <b>Fee Units = 5.0</b>	No	Statutory Cost Recovery	\$86.20	\$88.00	2.7%		
Conducted on, or on any part of the roadway, shoulder or pathway	Municipal Road or non-arterial state road on which the maximum speed limit for vehicles at any time is more than 50 kilometres per hour <b>Fee Units = 11.5</b>	No	Statutory Cost Recovery	\$152.30	\$156.40	2.7%		
Conducted on, or on any part of the roadway, shoulder or pathway	Municipal road or non-arterial state road on which the maximum speed limit for vehicles at any time is not more than 50 kilometres per hour <b>Fee Units = 11.5</b>	No	Statutory Cost Recovery	\$152.30	\$156.40	2.7%		
Not conducted on, or on any part of the roadway, shoulder or pathway	Municipal Road or non-arterial state road on which the maximum speed limit for vehicles at any time is more than 50 kilometres per hour <b>Fee Units = 6.0</b>	No	Statutory Cost Recovery	\$98.20	\$98.00	2.7%		
Not conducted on, or on any part of the roadway, shoulder or pathway	Municipal road or non-arterial state road on which the maximum speed limit for vehicles at any time is not more than 50 kilometres per hour <b>Fee Units = 6.0</b>	No	Statutory Cost Recovery	\$98.20	\$98.00	2.7%		
<b>PRIVATE PIPELINES</b>								
Pipelines are constructed as a section 173 agreement under the provision of the Planning and Environment Act 1997. The annual rental is for the use of the roadway.								
Annual Licence Fees	Existing single pipeline crossing of a road	No	Full Cost Recovery	\$51.25	\$52.60	2.6%		
	New single pipeline crossing of a road	No	Full Cost Recovery	\$51.25	\$52.60	2.6%		
	Existing pipelines which runs longitudinally in the road reserve	No	Full Cost Recovery	\$107.50	\$108.20	2.6%		
	New pipeline longitudinally in the road reserve (per 100m of pipeline)	No	Full Cost Recovery	\$512.60	\$525.90	2.6%		
Title Search	Title Search for Private Pipelines	Yes	Full Cost Recovery	\$27.50	\$28.20	2.6%		
<b>AVDATA</b>								
Avdata Key	Purchase of Avdata Key	Yes	Full Cost Recovery	\$36.00	\$33.00	10%		
<b>ANIMAL CONTROL</b>								
Animal Control								

24/06/15  
3:17:58

1 of 20

Z:\Budget\2015-16\Budget\_2015-16\Fees and Charges Schedule Proposed Budget 2015-16\Annexure 6\_2015-16-Schedule of Fees and Charges\_Version2 @ 20Apr12015.rpt



FILE NO: 100.00.01  
4. ORGANISATION

ITEM NO: 7.1  
(TEAM LEADER - FINANCIAL  
ACCOUNTANT, RAMKI SUBRAMANIAM)  
(GENERAL MANAGER - CORPORATE,  
LEANNE MULCAHY)

**MOIRA SHIRE COUNCIL PROPOSED 2015/16 BUDGET (cont'd)**

**ATTACHMENT No [2] - Attachment 5 Annexure Schedule of Fees and Charges.**

MOIRA SHIRE COUNCIL

FEEs AND CHARGES SCHEDULE

2015/16 BUDGET REPORT

Activity/Function	Title of Fee or Charge	GST	Statutory Cost Recovery, Full Cost Recovery or Subsidised	Fee or Charge 2014/15	Proposed Fee or Charge 2015/16	% Change	Comments
Domestic Animals Act 1994	(incl. Wearing Tags or Marker)	No	Statutory Cost Recovery	\$74.00	2015/16 Statutory Fee schedule is expected to be published in the later part of 2015	0%	
	Car at large	No	Statutory Cost Recovery	\$74.00	2015/16 Statutory Fee schedule is expected to be published in the later part of 2015	0%	
	Dog at large in day time	No	Statutory Cost Recovery	\$221.00	2015/16 Statutory Fee schedule is expected to be published in the later part of 2015	0%	
	Dog at large at night time	No	Statutory Cost Recovery	\$295.00	2015/16 Statutory Fee schedule is expected to be published in the later part of 2015	0%	
	Greyhound not muzzled or controlled	No	Statutory Cost Recovery	\$221.00	2015/16 Statutory Fee schedule is expected to be published in the later part of 2015	0%	
	Not complying with order to abate nuisance	No	Statutory Cost Recovery	\$221.00	2015/16 Statutory Fee schedule is expected to be published in the later part of 2015	0%	
	Unregistered Animals	No	Statutory Cost Recovery	\$295.00	2015/16 Statutory Fee schedule is expected to be published in the later part of 2015	0%	
	Registration Fees						
Domestic Animal Business	Registration (Administration) Fee	No	Full Cost Recovery	\$724.00	2015/16 Statutory Fee schedule is expected to be published in the later part of 2015	0%	

24/06/15  
3:17:58

2 of 20

\\M:\projects\2015-16\Budget\2015-16\Fees and Charges Schedule\Proposed Budget 2015-16\Annexure A\_2015-16\_Schedule of Fees and Charges\_Version2 @ 20Apr12015.rtf

FILE NO: 100.00.01  
4. ORGANISATION

ITEM NO: 7.1  
(TEAM LEADER - FINANCIAL  
ACCOUNTANT, RAMKI SUBRAMANIAM)  
(GENERAL MANAGER - CORPORATE,  
LEANNE MULCAHY)

**MOIRA SHIRE COUNCIL PROPOSED 2015/16 BUDGET (cont'd)**

**ATTACHMENT No [2] - Attachment 5 Annexure Schedule of Fees and Charges.**

MOIRA SHIRE COUNCIL

FEEs AND CHARGES SCHEDULE

2015/16 BUDGET REPORT

Activity/Function	Title of Fee or Charge	GST	Statutory Cost Recovery, Full Cost Recovery or Subsidised	Fee or Charge 2014/15	Proposed Fee or Charge 2015/16	% Change	Comments
Dog & Cat Registration	Dog and Cat (Maximum Fee) - Natural	No	Statutory Cost Recovery	\$75.00	2015/16 Statutory Fee schedule is expected to be published in the later part of 2015	0%	As per Domestic Animals Act/Pensioners; add 50% discount
	Dog and Cat (Reduced Fee) - 3 months and over	No	Statutory Cost Recovery	\$25.00	2015/16 Statutory Fee schedule is expected to be published in the later part of 2015	0%	
Dog & Cat Registration	State Government Levy - Cat	Yes	Statutory Cost Recovery	\$2.00	2015/16 Statutory Fee schedule is expected to be published in the later part of 2015	0%	
	State Government Levy - Dog	Yes	Statutory Cost Recovery	\$3.50	2015/16 Statutory Fee schedule is expected to be published in the later part of 2015	0%	
Replacement Tags	Animal Replacement Tags	No	Full Cost Recovery	\$5.00	\$5.00	0%	
Cat Trap Hire	Cat Trap Hire (Refundable Deposit)	No	Full Cost Recovery	\$100.00	\$100.00	0%	Refundable Deposit
Pound Fees	Domestic Animals	No	Full Cost Recovery	\$108.00	\$111.00	2.8%	
	Livestock 1-9	No	Full Cost Recovery	\$321.00	\$328.35	2.3%	
	Livestock 10-49	No	Full Cost Recovery	\$670.00	\$687.40	2.6%	
	Livestock 50 plus	No	Full Cost Recovery	\$1,005.00	\$1,031.10	2.6%	Release fee to Council plus \$10 sustenance per animal per day plus transport costs.
Droving and Grazing of Livestock Fees	Travelling Livestock Fee (Droving) per time with \$1,000 bond to Council	No	Full Cost Recovery	\$386.00	\$344.70	-2.6%	
	Grazing Permit	No	Full Cost Recovery	\$23.00	\$23.00	0%	
<b>COMMUNITY SAFETY &amp; ENVIRONMENT LOCAL LAW</b>							
Applying for a Local Law Permit	Application for a Local Law Permit (or if permit expires and renewal not sought prior to expiry)	No	Full Cost Recovery	\$50.00	\$51.30	2.6%	

24/06/15  
3:17:58

3 of 20

Z:\Budget\2015-16\Budget\_2015-16\_Fees\_and\_Charges\_Schedule\Proposed Budget\_2015-16\_Annexure A\_2015-16\_Schedule\_of\_Fees\_and\_Charges\_Version2 @ 20Apr12015.rpt

FILE NO: 100.00.01  
4. ORGANISATION

ITEM NO: 7.1  
(TEAM LEADER - FINANCIAL  
ACCOUNTANT, RAMKI SUBRAMANIAM)  
(GENERAL MANAGER - CORPORATE,  
LEANNE MULCAHY)

**MOIRA SHIRE COUNCIL PROPOSED 2015/16 BUDGET (cont'd)**

**ATTACHMENT No [2] - Attachment 5 Annexure Schedule of Fees and Charges.**

MOIRA SHIRE COUNCIL

FEEs AND CHARGES SCHEDULE

2015/16 BUDGET REPORT

Activity/Function	Title of Fee or Charge	GST	Statutory Cost Recovery, Full Cost Recovery or Subsidised	Fee or Charge 2014/15	Proposed Fee or Charge 2015/16	% Change	Comments
Street Stalls incl. Raffles	Trading of goods and services on a Footpath/Road Reserve permit	No	Full Cost Recovery	\$86.00	\$88.20	2.6%	Fee for charities, not-for-profit organisations and community groups may be waived
	Application Fee	No	Full Cost Recovery	\$50.00	\$51.90	2.6%	Only applies for a new application
Tables & Chairs on Footpath/Road Reserve	Up to 4 tables	No	Full Cost Recovery	\$109.00	\$108.80	2.6%	
	Per table (for excess of 4 tables)	No	Full Cost Recovery	\$21.00	\$21.65	2.6%	Annual fee payable
	Temporary Signs (Flare, Pate)	No	Full Cost Recovery	\$21.00	\$21.65	2.6%	
Advertising boards	Moveable signs on Footpath/Road Reserve permit	No	Full Cost Recovery	\$59.00	\$54.40	2.6%	
Display of Goods on Footpath/Road Reserve	Display of Goods on Footpath/Road Reserve permit	No	Full Cost Recovery	\$135.00	\$136.40	2.6%	Annual fee payable, plus \$61 application fee
Car Dealerships (vehicles on nature strip)	Car Dealerships (vehicles on nature strip)	No	Full Cost Recovery	\$127.00	\$130.00	2.6%	
Local Laws - Permits	Burning off Permits, Burning Off Residential, Recreation Vehicles, Advertising, Bill Posting, Camping, Cruises, Keeping of Animals, Beehives, Bulk Rubbish Bins, Scavenging at Waste Disposal Sites, Drainage Tapping	No	Full Cost Recovery	\$91.00	\$93.40	2.6%	
Local Law Fines - Parking							
Parking Infringements	Road Safety Act-Statutory fines	No	Statutory Cost Recovery	Variable from \$89.00 to \$148.00	Variable from \$89.00 to \$148.00	0%	Rates set by Infringements Act, in July each year
	Council Parking fines - Time limits	No	Statutory Cost Recovery	\$50.00	\$50.00	0%	\$50 maximum allowed under Road Safety Act
Local Law Fines - Behaviour							
Litter Fines	Litter Fines - small amount	No	Statutory Cost Recovery	\$148.00	2015/16 Statutory Fee schedule is expected to be published in the later part of 2015	0%	
	Litter Fines - large amount	No	Statutory Cost Recovery	\$295.00	2015/16 Statutory Fee schedule is expected to be published in the later part of 2015	0%	
	4002 - Act contrary to conditions imposed when using a municipal place or property	No	Full Cost Recovery	\$200.00	\$200.00	0%	Cannot be adjusted under Sentencing Act
	4001 - Behave in a boisterous/frivolous manner	No	Full Cost Recovery	\$200.00	\$200.00	0%	Cannot be adjusted under Sentencing Act
	4002 - Behave in a way which is detrimental to the municipal place or public asset	No	Full Cost Recovery	\$200.00	\$200.00	0%	Cannot be adjusted under Sentencing Act

24/06/15  
3:17:58

4 of 20

Z:\Budget\2015-16\Budget 2015-16\Fees and Charges Schedule Proposed Budget 2015-16\Annexure A\_2015-16 Schedule of Fees and Charges\_Version2 @ 20Apr12015.rpt

FILE NO: 100.00.01  
4. ORGANISATION

ITEM NO: 7.1  
(TEAM LEADER - FINANCIAL  
ACCOUNTANT, RAMKI SUBRAMANIAM)  
(GENERAL MANAGER - CORPORATE,  
LEANNE MULCAHY)

MOIRA SHIRE COUNCIL PROPOSED 2015/16 BUDGET (cont'd)

ATTACHMENT No [2] - Attachment 5 Annexure Schedule of Fees and Charges.

MOIRA SHIRE COUNCIL

FEES AND CHARGES SCHEDULE

2015/16 BUDGET REPORT

Activity/Function	Title of Fee or Charge	GST	Statutory Cost Recovery, Full Cost Recovery or Subsidised	Fee or Charge 2014/15	Proposed Fee or Charge 2015/16	% Change	Comments
	4005 - As an owner or occupier of land, did allow trees, plants or any other matter on that land to cause damage to, or interfere with a municipal place.	No	Full Cost Recovery	\$200.00	\$200.00	0%	Cannot be adjusted under Sentencing Act
	4006 - Did behave in a dangerous manner	No	Full Cost Recovery	\$200.00	\$200.00	0%	Cannot be adjusted under Sentencing Act
	4008 - Did damage/destroy/write on/interfere with/remove or affix anything from a municipal building or structure.	No	Full Cost Recovery	\$200.00	\$200.00	0%	Cannot be adjusted under Sentencing Act
	<b>Local Law Fines - Streets &amp; Roads</b>						
	Discharge water onto road	No	Full Cost Recovery	\$200.00	\$200.00	0%	Cannot be adjusted under Sentencing Act
	Riding horses on reservations, public reserves and recreation grounds	No	Full Cost Recovery	\$200.00	\$200.00	0%	Cannot be adjusted under Sentencing Act
	Erecting or placing of signs and goods on footpath	No	Full Cost Recovery	\$200.00	\$200.00	0%	Cannot be adjusted under Sentencing Act
	Roadside trading	No	Full Cost Recovery	\$200.00	\$200.00	0%	Cannot be adjusted under Sentencing Act
	Loading goods for sale	No	Full Cost Recovery	\$200.00	\$200.00	0%	Cannot be adjusted under Sentencing Act
	Outdoor seating facilities	No	Full Cost Recovery	\$200.00	\$200.00	0%	Cannot be adjusted under Sentencing Act
	Street parties, street festivals and processions	No	Full Cost Recovery	\$200.00	\$200.00	0%	Cannot be adjusted under Sentencing Act
	Street collections	No	Full Cost Recovery	\$200.00	\$200.00	0%	Cannot be adjusted under Sentencing Act
	<b>Local Law - Fines</b>						
	Burning off/Herms, Burning Off Residential, Recreation Vehicles, Advertising, Bill Posting, Carping, Cruises, Keeping of Animals, Beehives, Bulk Rubbish Bins, Scavenging at Waste Disposal Sites, Drainage Tapping	No	Full Cost Recovery	\$200.00	\$200.00	0%	Cannot be adjusted under Sentencing Act
	<b>Infringement Notice Offences - Alcohol</b>						
	4017 - Consume alcohol in designated area.	No	Full Cost Recovery	\$200.00	\$200.00	0%	Cannot be adjusted under Sentencing Act
	4021 - Consume/possess/control alcohol (in unsealed container) between 10pm and 6am, contrary to signs	No	Full Cost Recovery	\$200.00	\$200.00	0%	Cannot be adjusted under Sentencing Act
	4018 - Possess/control alcohol in unsealed container in designated area	No	Full Cost Recovery	\$200.00	\$200.00	0%	Cannot be adjusted under Sentencing Act
	4019 - Consume/possess/control alcohol (in unsealed container) contrary to signs	No	Full Cost Recovery	\$200.00	\$200.00	0%	Cannot be adjusted under Sentencing Act
	4020 - Consume/possess/control alcohol (in unsealed container) between 10 pm and 6am in designated area	No	Full Cost Recovery	\$200.00	\$200.00	0%	Cannot be adjusted under Sentencing Act
	<b>Infringement Notice Offences and Codes - Livestock</b>						
	5001 - Cause allow livestock to be driven on a road through or to a destination within the Municipal district in contravention of the local law.	No	Full Cost Recovery	\$200.00	\$200.00	0%	Cannot be adjusted under Sentencing Act
	5002 - Cause/allow livestock to graze on a road without a permit.	No	Full Cost Recovery	\$200.00	\$200.00	0%	Cannot be adjusted under Sentencing Act

24/06/15  
3:17:58

5 of 20

Z:\Budget\2015-16\Budget 2015-16\Fees and Charges Schedule Proposed Budget 2015-16\Annexure 6\_2015-16 Schedule of Fees and Charges\_Version2 @ 20Apr12015.rpt

FILE NO: 100.00.01  
4. ORGANISATION

ITEM NO: 7.1  
(TEAM LEADER - FINANCIAL  
ACCOUNTANT, RAMKI SUBRAMANIAM)  
(GENERAL MANAGER - CORPORATE,  
LEANNE MULCAHY)

**MOIRA SHIRE COUNCIL PROPOSED 2015/16 BUDGET (cont'd)**

**ATTACHMENT No [2] - Attachment 5 Annexure Schedule of Fees and Charges.**

**MOIRA SHIRE COUNCIL**

**FEES AND CHARGES SCHEDULE**

**2015/16 BUDGET REPORT**

Activity/Function	Title of Fee or Charge	GST	Statutory Cost Recovery, Full Cost Recovery or Subsidised	Fee or Charge 2014/15	Proposed Fee or Charge 2015/16	% Change	Comments
	5003 - Causes all vehicles to be driven across/along a road from a property or part of a property to another property in contravention of the local law	No	Full Cost Recovery	\$200.00	\$200.00	0%	Cannot be adjusted under Sentencing Act
<b>Infringement Notice Offences and Codes - False Statements</b>							
	5016 - Make false representation or declaration (orally or written) or intentionally omit relevant information in an application for a permit or exemption	No	Full Cost Recovery	\$200.00	\$200.00	0%	Cannot be adjusted under Sentencing Act
<b>Infringement Notice Offences and Codes - Notice to Comply</b>							
	5017 - Fail to comply with a "Notice to Comply"	No	Full Cost Recovery	\$200.00	\$200.00	0%	Cannot be adjusted under Sentencing Act
<b>COMMUNITY SERVICES</b>							
<b>Family and Children Services</b>							
	Family Day Care - Administration Levy	No	Full Cost Recovery	\$10.00	\$10.00	0%	Per family per week
	Immunisation - Purchase of vaccination by clients	No	Full Cost Recovery	\$60.00	\$60.00	0%	Per vaccine
	Breast Pump Hire Fee	Yes	Full Cost Recovery	\$10.00	\$10.00	0%	Per hire per week
<b>Library Fees</b>							
	Library Fees	Yes on items Sold					
<b>PUBLIC VENUES FOR HIRE</b>							
<b>Yarrawonga Town Hall and Community Hall</b>							
	Town Hall (includes stage, portable stairs & dress circle)	Yes	Subsidised	\$30.00 per hr \$110.00 - 4 hrs \$220.00 - 8 hrs \$330.00 - 12 hrs (Max fee)	\$30.00 per hr \$110.00 - 4 hrs \$220.00 - 8 hrs \$330.00 - 12 hrs (Max fee)	0%	
	Council Chamber at Town Hall including access to kitchen facilities	Yes	Subsidised	\$22.00 per hr \$55.00 - 4 hrs \$110.00 - 8 hrs \$165.00 - 12 hrs (Max fee)	\$22.00 per hr \$55.00 - 4 hrs \$110.00 - 8 hrs \$165.00 - 12 hrs (Max fee)	0%	
	Yellowbox Meeting Room - Town Hall	Yes	Subsidised	\$22.00 per hr \$55.00 - 4 hrs \$110.00 - 8 hrs \$165.00 - 12 hrs (Max fee)	\$22.00 per hr \$55.00 - 4 hrs \$110.00 - 8 hrs \$165.00 - 12 hrs (Max fee)	0%	

24/06/15  
3:17:58

5 of 20

Z:\Budget\2015-16\Budget\_2015-16\_Fees\_and\_Charges\_Schedule\Proposed Budget\_2015-16\_Annexure 5\_2015-16\_Schedule of Fees and Charges\_Version 2\_@ 20Apr12015\_11.Pptx

FILE NO: 100.00.01  
4. ORGANISATION

ITEM NO: 7.1  
(TEAM LEADER - FINANCIAL  
ACCOUNTANT, RAMKI SUBRAMANIAM)  
(GENERAL MANAGER - CORPORATE,  
LEANNE MULCAHY)

**MOIRA SHIRE COUNCIL PROPOSED 2015/16 BUDGET (cont'd)**

**ATTACHMENT No [2] - Attachment 5 Annexure Schedule of Fees and Charges.**

MOIRA SHIRE COUNCIL

FEEs AND CHARGES SCHEDULE

2015/16 BUDGET REPORT

Activity/Function	Title of Fee or Charge	GST	Statutory Cost Recovery, Full Cost Recovery or Subsidised	Fee or Charge 2014/15	Proposed Fee or Charge 2015/16	% Change	Comments		
Hire Charge	Community Hall	Yes	Subsidised	\$16.50 per hr	\$16.50 per hr	0%			
				\$65.00 - 4 hrs	\$65.00 - 4 hrs				
				\$110.00 - 8 hrs	\$110.00 - 8 hrs				
				\$165.00 - 12 hrs (Max fee)	\$165.00 - 12 hrs (Max fee)				
				\$18.50 per hr	\$18.50 per hr				
				\$55.00 - 4 hrs	\$55.00 - 4 hrs				
	Community Hall - Kitchen	Yes	Subsidised	\$110.00 - 8 hrs	\$110.00 - 8 hrs	0%			
				\$165.00 - 12 hrs (Max fee)	\$165.00 - 12 hrs (Max fee)				
				\$11.00 per hr (Max 4 hrs)	\$11.00 per hr (Max 4 hrs)				
				\$1.00 per table per day of hire. No fees for chairs	\$1.00 per table per day of hire. No fees for chairs				
				\$55.00 - 4 hrs	\$55.00 - 4 hrs				
				\$110.00 thereafter	\$110.00 thereafter				
Set Up Fees	Town Hall	Yes	Subsidised	\$27.50 - 4hrs	\$27.50 - 4hrs	0%			
				\$55.00 there after	\$55.00 there after				
				No	\$45 per hour			0%	Deducted from Bond
				No	\$250.00				
				No	\$250.00				
				No	\$250.00				
No	\$250.00								
No	\$250.00								
Borís	More than One Area	No	Full Cost Recovery	\$33.00 per hr	\$33.00 per hr	0%			
				\$110.00 - 4 hrs	\$110.00 - 4 hrs				
				\$220.00 - 8 hrs	\$220.00 - 8 hrs				
				\$330.00 - 12 hrs (Max fee)	\$330.00 - 12 hrs (Max fee)				
				\$33.00 per hr	\$33.00 per hr				
				\$110.00 - 4 hrs	\$110.00 - 4 hrs				
Cobram Civic Centre	Main Hall includes Stage, Foyer & Kitchen	Yes	Subsidised	\$33.00 per hr	\$33.00 per hr	0%			
				\$110.00 - 4 hrs	\$110.00 - 4 hrs				
				\$220.00 - 8 hrs	\$220.00 - 8 hrs				
				\$330.00 - 12 hrs (Max fee)	\$330.00 - 12 hrs (Max fee)				
				\$33.00 per hr	\$33.00 per hr				
				\$110.00 - 4 hrs	\$110.00 - 4 hrs				
Council Chambers	Council Chambers	Yes	Subsidised	\$220.00 - 8 hrs	\$220.00 - 8 hrs	0%			
				\$330.00 - 12 hrs (Max fee)	\$330.00 - 12 hrs (Max fee)				

24/06/15  
3:17:58

7 of 20

Z:\Budget\2015-16\Budget\_2015\_16\_Fees\_and\_Charges\_Schedule\Proposed Budget\_2015\_16\_Annexure A\_2015\_16\_Schedule of Fees and Charges\_Version2 @ 20Apr12015.rpt

FILE NO: 100.00.01  
4. ORGANISATION

ITEM NO: 7.1  
(TEAM LEADER - FINANCIAL  
ACCOUNTANT, RAMKI SUBRAMANIAM)  
(GENERAL MANAGER - CORPORATE,  
LEANNE MULCAHY)

**MOIRA SHIRE COUNCIL PROPOSED 2015/16 BUDGET (cont'd)**

**ATTACHMENT No [2] - Attachment 5 Annexure Schedule of Fees and Charges.**

MOIRA SHIRE COUNCIL

FEEs AND CHARGES SCHEDULE

2015/16 BUDGET REPORT

Activity/Function	Title of Fee or Charge	GST	Statutory Cost Recovery, Full Cost Recovery or Subsidised	Fee or Charge 2014/15	Proposed Fee or Charge 2015/16	% Change	Comments
<b>Hire Charge</b>	Commercial Kitchen	Yes	Subsidised	\$16.50 per hr \$65.00 - 4 hrs \$110.00 - 8 hrs \$165.00 - 12 hrs (Max fee)	\$16.50 per hr \$65.00 - 4 hrs \$110.00 - 8 hrs \$165.00 - 12 hrs (Max fee)	0%	
	Refreshments	Yes	Subsidised	\$11.00 per hr (Max 4 hrs)	\$11.00 per hr (Max 4 hrs)	0%	
	Tables & Chairs	No	Full Cost Recovery	\$1.00 per table per day (one No fees for chairs)	\$1.00 per table per day (one No fees for chairs)	0%	
	PA System Hire	No	Full Cost Recovery	\$50 per function	\$50 per function	0%	
<b>Set Up Fees</b>	All Areas	Yes	Subsidised	\$65.00 / 1/2 day \$110.00 thereafter	\$65.00 / 1/2 day \$110.00 thereafter	0%	
	Set up or Clean up required by Council	No	Full Cost Recovery	\$45 per hour	\$45 per hour	0%	Deducted from Bond
<b>Bonds</b>	Main Hall	No	Full Cost Recovery	\$250.00	\$250.00	0%	
	Council Chambers	No	Full Cost Recovery	\$250.00	\$250.00	0%	
	Commercial Kitchen	No	Full Cost Recovery	\$250.00	\$250.00	0%	
	More than One Area	No	Full Cost Recovery	\$400.00	\$400.00	0%	
	PA System	No	Full Cost Recovery	\$100.00	\$100.00	0%	
<b>Numurkah Service Centre</b>							
<b>Hire Charge</b>	Presidents Room including access to Kitchen Facilities	Yes	Subsidised	\$22.00 per hr \$65.00 - 4 hrs \$110.00 - 8 hrs \$165.00 - 12 hrs (Max fee)	\$22.00 per hr \$65.00 - 4 hrs \$110.00 - 8 hrs \$165.00 - 12 hrs (Max fee)		AV System for Council use only
	Council Chambers including access to Kitchen Facilities	Yes	Subsidised	\$16.50 per hr \$65.00 - 4 hrs \$110.00 - 8 hrs \$165.00 - 12 hrs (Max fee)	\$16.50 per hr \$65.00 - 4 hrs \$110.00 - 8 hrs \$165.00 - 12 hrs (Max fee)		
	Residents Room and Council Chambers including access to Kitchen Facilities	Yes	Subsidised	\$38.00 per hr \$110.00 - 4 hrs \$220.00 - 8 hrs \$330.00 - 12 hrs (Max fee)	\$38.00 per hr \$110.00 - 4 hrs \$220.00 - 8 hrs \$330.00 - 12 hrs (Max fee)		
	Set up or Clean up required by Council	No	Full Cost Recovery	\$45 per hour	\$45 per hour		Deducted from Bond

24/06/15  
3:17:50

8 of 20

Z:\Budget\2015-16\Budget\_2015-16\_Fees\_and\_Charges\_Schedule\Proposed Budget\_2015-16\_Annexure A\_2015-16\_Schedule of Fees and Charges\_Version2\_@20Apr1201511.mxl

FILE NO: 100.00.01  
4. ORGANISATION

ITEM NO: 7.1  
(TEAM LEADER - FINANCIAL  
ACCOUNTANT, RAMKI SUBRAMANIAM)  
(GENERAL MANAGER - CORPORATE,  
LEANNE MULCAHY)

**MOIRA SHIRE COUNCIL PROPOSED 2015/16 BUDGET (cont'd)**

**ATTACHMENT No [2] - Attachment 5 Annexure Schedule of Fees and Charges.**

MOIRA SHIRE COUNCIL

**FEES AND CHARGES SCHEDULE**

2015/16 BUDGET REPORT

Activity/Function	Title of Fee or Charge	GST	Statutory Cost Recovery, Full Cost Recovery or Subsidised	Fee or Charge 2014/15	Proposed Fee or Charge 2015/16	% Change	Comments
<b>Bonds</b>	President's Room	No	Full Cost Recovery		\$100.00		
	Council Chambers	No	Full Cost Recovery		\$100.00		
	More than One Area	No	Full Cost Recovery		\$150.00		
<b>Miscellaneous</b>							
Security Deposit	Security Deposit on Keys	No	Full Cost Recovery	\$50.00	\$50.00	0%	Refundable deposit
<b>REVENUE &amp; PROPERTY MANAGEMENT</b>							
	Land Information Certificate	No	Statutory Cost Recovery	\$20.00	\$20.00	0%	
	Land Information Certificate (Two day turnaround)	No	Full Cost Recovery	\$30.00	\$30.00	0%	Two day turnaround fee
	Land Information Certificate Priority	No	Full Cost Recovery	\$55.00	\$55.00	0%	Subject to increase by related authorities
	Land Title Certificate	Yes	Full Cost Recovery	From \$30.00 to \$60.00	From \$30.00 to \$60.00	0%	Fee for private land title search. Cost varies depending on information required
	Multiple Properties Search	Yes	Full Cost Recovery	\$95.00	\$95.00	0%	Dependant on privacy provisions
	Reprint Rate Notice	Yes	Full Cost Recovery	\$10.00	\$10.00	0%	
	Cheque/Direct Debit Dishonour	No	Full Cost Recovery	\$20.00	\$20.00	0%	
	Cheque Dishonour - Australia Post	No	Full Cost Recovery	\$20.00	\$20.00	0%	
<b>PLANNING AND BUILDING FEES</b>							
<b>PLANNING FEES</b>							
Planning Permit Application Fees							
Use of land	Class 1 - Use only (use of land other than single dwelling per lot). Further fee applies if advertisement is required. Also refer regulation 8B	No	Statutory Cost Recovery	\$500.00	2015/16 Statutory Fee schedule is expected to be published in the later part of 2015		
Planning and Environment Fees Regulations Act 2000 Sec 2. As Authorised under Sect 47 96A, 198, and 203 of							

24/06/15  
3:17:50

9 of 20

Z:\Budget\2015-16\Budget\_2015-16\Fees and Charges Schedule Proposed Budget 2015-16  
Annexure A\_2015-16 Schedule of Fees and Charges\_Version2 @ 20Apr1201511:Final



FILE NO: 100.00.01  
4. ORGANISATION

ITEM NO: 7.1  
(TEAM LEADER - FINANCIAL  
ACCOUNTANT, RAMKI SUBRAMANIAM)  
(GENERAL MANAGER - CORPORATE,  
LEANNE MULCAHY)

MOIRA SHIRE COUNCIL PROPOSED 2015/16 BUDGET (cont'd)

ATTACHMENT No [2] - Attachment 5 Annexure Schedule of Fees and Charges.

MOIRA SHIRE COUNCIL

FEES AND CHARGES SCHEDULE

2015/16 BUDGET REPORT

Activity/Function	Title of Fee or Charge	GST	Statutory Cost Recovery, Full Cost Recovery or Subsidised	Fee or Charge 2014/15	Proposed Fee or Charge 2015/16	% Change	Comments	
Development of Land	<p><b>Class 2</b> - Dwelling and ancillary: (a) Develop Land for a Single Dwelling; or (b) Use and Develop Land for a Single Dwelling; or (c) Undertake Ancillary Development to the Use of the Land for a Single Dwelling, per Lot with cost of development in the application being more than \$10,000 to \$100,000 per Lot. Other than subdivision. Further Fee applies if advertisement is required.</p> <p><b>Class 3</b> - Dwelling and ancillary: (a) Develop Land for a Single Dwelling; or (b) Use and Develop Land for a Single Dwelling; or (c) Undertake Ancillary Development to the Use of the Land for a Single Dwelling, per Lot with cost of development in the application being equal or more than \$100,001 per Lot. Other than Subdivision. Further Fee applies if advertisement is required.</p> <p><b>Class 4</b> - Development \$10,000 - \$500,000. Develop Land with the cost of development in the application being less than \$10,000. Other than subdivision and other than undertake Ancillary development to the use of the land for a single dwelling period. Further Fee applies if advertisement is required.</p> <p><b>Class 5</b> - Development \$10,000 - \$250,000. Develop Land with the cost of development in the application more than \$10,000 to \$250,000. Other than subdivision and Class 2 or 3. Further Fee applies if advertisement is required. Also refer regulation 8B.</p> <p><b>Class 6</b> - Development \$250,000 - \$500,000. Other than subdivision and Class 3. Further Fee applies if advertisement is required. Also refer regulation 8B.</p> <p><b>Class 7</b> - Development \$500,000 - \$1,000,000. Other than subdivision and Class 3. Further Fee applies if advertisement is required. Also refer regulation 8B.</p> <p><b>Class 8</b> - Development \$1,000,000 - \$7,000,000. Other than subdivision and Class 3. Further Fee applies if advertisement is required. Also refer regulation 8B.</p> <p><b>Class 9</b> - Development \$7M - \$10M. Other than subdivision and Class 3. Further Fee applies if advertisement is required. Also refer regulation 8B.</p> <p><b>Class 10</b> - Development \$10M - \$50M. Other than subdivision and Class 3. Further Fee applies if advertisement is required. Also refer regulation 8B.</p>	No	Statutory Cost Recovery	\$238.00	2015/16 Statutory Fee schedule is expected to be published in the later part of 2015.			
		No	Statutory Cost Recovery	\$600.00	2015/16 Statutory Fee schedule is expected to be published in the later part of 2015.			
		No	Statutory Cost Recovery	\$107.00	2015/16 Statutory Fee schedule is expected to be published in the later part of 2015.			
		No	Statutory Cost Recovery	\$604.00	2015/16 Statutory Fee schedule is expected to be published in the later part of 2015.			
		No	Statutory Cost Recovery	\$707.00	2015/16 Statutory Fee schedule is expected to be published in the later part of 2015.			
		No	Statutory Cost Recovery	\$815.00	2015/16 Statutory Fee schedule is expected to be published in the later part of 2015.			
		No	Statutory Cost Recovery	\$1,163.00	2015/16 Statutory Fee schedule is expected to be published in the later part of 2015.			
		No	Statutory Cost Recovery	\$4,337.00	2015/16 Statutory Fee schedule is expected to be published in the later part of 2015.			
		No	Statutory Cost Recovery	\$8,064.00	2015/16 Statutory Fee schedule is expected to be published in the later part of 2015.			

24/06/15  
3:17:58

10 of 20

Z:\Budget\2015-16\Budget\_2015\_16\Fees and Charges Schedule Proposed Budget 2015-16\Annexure A\_2015-16 Schedule of Fees and Charges\_Version 2 @ 20Apr12015.rpt

FILE NO: 100.00.01  
4. ORGANISATION

ITEM NO: 7.1  
(TEAM LEADER - FINANCIAL  
ACCOUNTANT, RAMKI SUBRAMANIAM)  
(GENERAL MANAGER - CORPORATE,  
LEANNE MULCAHY)

**MOIRA SHIRE COUNCIL PROPOSED 2015/16 BUDGET (cont'd)**

**ATTACHMENT No [2] - Attachment 5 Annexure Schedule of Fees and Charges.**

MOIRA SHIRE COUNCIL

FEEs AND CHARGES SCHEDULE

2015/16 BUDGET REPORT

Activity/Function	Title of Fee or Charge	GST	Statutory Cost Recovery, Full Cost Recovery or Subsidised	Fee or Charge 2014/15	Proposed Fee or Charge 2015/16	% Change	Comments
	<b>Class 11 - Development \$50M +:</b> Other than subdivision and Class 3. Further Fee applies if advertisement is required. Also refer regulation 8B	No	Statutory Cost Recovery	\$16,130.00	2015/16 Statutory Fee schedule is expected to be published in the later part of 2015		
	<b>Class 12 - Subdivide an existing building (exclse):</b> Further Fee applies if advertisement is required. Also refer regulation 8B	No	Statutory Cost Recovery	\$388.00	2015/16 Statutory Fee schedule is expected to be published in the later part of 2015		
	<b>Class 13 - Subdivide into two lots other than Class 12:</b> Further Fee applies if advertisement is required. Also refer regulation 8B	No	Statutory Cost Recovery	\$388.00	2015/16 Statutory Fee schedule is expected to be published in the later part of 2015		
	<b>Class 14 - Realign boundaries or consolidate land:</b> Further Fee applies if advertisement is required. Also refer regulation 8B	No	Statutory Cost Recovery	\$388.00	2015/16 Statutory Fee schedule is expected to be published in the later part of 2015		
	<b>Class 15 - Subdivide into three or more lots other than Class 12, 13, 14:</b> Further Fee applies if advertisement is required. Also refer regulation 8B	No	Statutory Cost Recovery	\$781.00	2015/16 Statutory Fee schedule is expected to be published in the later part of 2015		
	<b>Class 16 - Remove a restriction on existing lawful development:</b> Further Fee applies if advertisement is required. Also refer regulation 8B	No	Statutory Cost Recovery	\$249.00	2015/16 Statutory Fee schedule is expected to be published in the later part of 2015		
	<b>Class 17 - Create or remove a Right of way and Create, vary or remove a restriction other than Class 16:</b> Further Fee applies if advertisement is required. Also refer regulation 8B	No	Statutory Cost Recovery	\$541.00	2015/16 Statutory Fee schedule is expected to be published in the later part of 2015		
	<b>Class 18 - Create, vary or remove easement or a condition in the nature of the easement other than Class 17:</b> Further Fee applies if advertisement is required. Also refer regulation 8B	No	Statutory Cost Recovery	\$404.00	2015/16 Statutory Fee schedule is expected to be published in the later part of 2015		
<b>Whole Farm Plan</b>	<b>Whole Farm Plans:</b> Also refer regulation 8B	No	Statutory Cost Recovery	\$302.00	2015/16 Statutory Fee schedule is expected to be published in the later part of 2015		

24/06/15  
3:17:58

11 of 20

Z:\Budget\2015-16\Budget 2015-16 Fees and Charges Schedule Proposed Budget 2015-16  
Attachment 5\_2015-16 Schedule of Fees and Charges\_Version 2 @ 20Apr12015.rpt

FILE NO: 100.00.01  
4. ORGANISATION

ITEM NO: 7.1  
(TEAM LEADER - FINANCIAL  
ACCOUNTANT, RAMKI SUBRAMANIAM)  
(GENERAL MANAGER - CORPORATE,  
LEANNE MULCAHY)

MOIRA SHIRE COUNCIL PROPOSED 2015/16 BUDGET (cont'd)

ATTACHMENT No [2] - Attachment 5 Annexure Schedule of Fees and Charges.

MOIRA SHIRE COUNCIL

FEE'S AND CHARGES SCHEDULE

2015/16 BUDGET REPORT

Activity/Function	Title of Fee or Charge	GST	Statutory Cost Recovery, Full Cost Recovery or Subsidised	Fee or Charge 2014/15	Proposed Fee or Charge 2015/16	% Change	Comments
Amend Application	Amend an application for a permit after notice has been given for every class of application (other than a class 4 application) set out in the table in regulation 7. Further Fee applies if advertisement is required.	No	Statutory Cost Recovery	\$102.00	2015/16 Statutory Fee schedule is expected to be published in the later part of 2015		
Amend Application	Amend an application to amend a permit after notice has been given for every class of application (other than a class 5 application) set out in the table in regulation 8B. Further Fee applies if advertisement is required.	No	Statutory Cost Recovery	\$102.00	2015/16 Statutory Fee schedule is expected to be published in the later part of 2015		
Amend Permit	Class 1 - Permit Amendment Change of Use - An application to amend a permit to use land if that amendment is to change the use for which the land may be used. Further Fee applies if advertisement is required.	No	Statutory Cost Recovery	\$502.00	2015/16 Statutory Fee schedule is expected to be published in the later part of 2015		
Amend Permit	Class 2 - Permit Amendment Items of Permit - An application to amend a permit (other than a permit to develop land) or to use and develop land for a single dwelling per lot or to undertake development ancillary to the use of the land for a single dwelling per lot to (a) change the statement of what permit allows or, (b) change conditions or, (c) any way not provided in the regulation. Further Fee applies if advertisement is required.	No	Statutory Cost Recovery	\$502.00	2015/16 Statutory Fee schedule is expected to be published in the later part of 2015		
Amend Permit	Permit Amendment Single Dwelling <\$10,000 Other than Class 3-4-5	No	Statutory Cost Recovery	\$0.00	2015/16 Statutory Fee schedule is expected to be published in the later part of 2015		
Amend Permit	Class 3 - Permit Amendment Single Dwelling >\$10,000 and <\$100,000 - An application to amend a permit (other than a permit to subdivide land) to (a) develop land or (b) use and develop land for a single dwelling per lot or (c) undertake development ancillary to the use of the land for a single dwelling per lot if the estimated cost of the variation is not less than \$10,000 and not more than \$100,000. Further Fee applies if advertisement is required.	No	Statutory Cost Recovery	\$289.00	2015/16 Statutory Fee schedule is expected to be published in the later part of 2015		
Amend Permit	Class 4 - Permit Amendment Single Dwelling >\$100,000 - An application to amend a permit (other than a permit to subdivide land) to (a) develop land or (b) use and develop land for a single dwelling per lot if the estimated cost of any additional development to be permitted by the amendment is more than \$100,000. Further Fee applies if advertisement is required.	No	Statutory Cost Recovery	\$490.00	2015/16 Statutory Fee schedule is expected to be published in the later part of 2015		
Amend Permit	Class 5 - Permit Amendment Total < and equal \$10,000 - An application to amend a permit to develop land if the estimated cost by the amendment is less than \$10,000, other than (a) a permit to undertake development ancillary to the use of the land for a single dwelling per lot where the total estimated cost of the development originally permitted and the additional development by the amendment is less than \$10,000 or, (b) subdivision. Further Fee applies if advertisement is required. Also refer proposed regulation 11B	No	Statutory Cost Recovery	\$102.00	2015/16 Statutory Fee schedule is expected to be published in the later part of 2015		

24/06/15  
3:17:58

12 of 20

Z:\Budget\2015-16\Budget of Fees and Charges Schedule Proposed Budget 2015-16\Annexure A\_2015-16 Schedule of Fees and Charges\_Version2 @ 20Apr120151.rpt

FILE NO: 100.00.01  
4. ORGANISATION

ITEM NO: 7.1  
(TEAM LEADER - FINANCIAL  
ACCOUNTANT, RAMKI SUBRAMANIAM)  
(GENERAL MANAGER - CORPORATE,  
LEANNE MULCAHY)

**MOIRA SHIRE COUNCIL PROPOSED 2015/16 BUDGET (cont'd)**

**ATTACHMENT No [2] - Attachment 5 Annexure Schedule of Fees and Charges.**

MOIRA SHIRE COUNCIL

FEEs AND CHARGES SCHEDULE

2015/16 BUDGET REPORT

Activity/Function	Title of Fee or Charge	GST	Statutory Cost Recovery, Full Cost Recovery or Subsidised	Fee or Charge 2014/15	Proposed Fee or Charge 2015/16	% Change	Comments
Amend Subdivision	Class 6 - Permit Amendment Total: \$10,000 to \$250,000 - An application other than a class 3 application or a class 4 application to amend a permit if the estimated cost of any additional development to be permitted by the amendment is more than \$10,000 and not more than \$250,000. Further Fee applies if advertisement is required. Also refer regulation 11B	No	Statutory Cost Recovery	\$604.00	2015/16 Statutory Fee schedule is expected to be published in the later part of 2015		
		No	Statutory Cost Recovery	\$707.00	2015/16 Statutory Fee schedule is expected to be published in the later part of 2015		
		No	Statutory Cost Recovery	\$815.00	2015/16 Statutory Fee schedule is expected to be published in the later part of 2015		
		No	Statutory Cost Recovery	\$888.00	2015/16 Statutory Fee schedule is expected to be published in the later part of 2015		
Search Fee	Class 8 - Permit Amendment Subdivision - An application to amend a permit to: (a) Subdivide an existing building or (b) subdivide into lots or effect a realignment of a common boundary between lots or to consolidate two or more lots. Further Fee applies if advertisement is required. Also refer regulation 8B	No	Subsidised	\$63.00	\$63.00	0%	
		No	Subsidised	\$120.00	\$120.00	0%	
		No	Statutory Cost Recovery	\$50.00	\$50.00	0%	
		No	Statutory Cost Recovery	\$50.00	\$50.00	0%	
Compliance Certificate	Certificates of Compliance	No	Statutory Cost Recovery	\$147.00	2015/16 Statutory Fee schedule is expected to be published in the later part of 2015		
		No	Statutory Cost Recovery	\$102.00	2015/16 Statutory Fee schedule is expected to be published in the later part of 2015		
Satisfaction	Satisfaction Matters	No	Statutory Cost Recovery				
		Yes	Full Cost Recovery	\$63.00	\$63.00	0%	
		Yes	Full Cost Recovery	\$4.20	\$4.20	0%	
Advertising Applications	Notice posted on site	Yes	Full Cost Recovery	\$66.00	\$67.00	2%	
		Yes	Full Cost Recovery				
		Yes	Full Cost Recovery				

24/06/15  
3:17:58

13 of 20

Z:\Budget\2015-16\Budget\2015-16 Fees and Charges Schedule Proposed Budget 2015-16  
Annexure A\_2015-16 Schedule of Fees and Charges\_Version2\_@20Apr1201511:Final

FILE NO: 100.00.01  
4. ORGANISATION

ITEM NO: 7.1  
(TEAM LEADER - FINANCIAL  
ACCOUNTANT, RAMKI SUBRAMANIAM)  
(GENERAL MANAGER - CORPORATE,  
LEANNE MULCAHY)

**MOIRA SHIRE COUNCIL PROPOSED 2015/16 BUDGET (cont'd)**

**ATTACHMENT No [2] - Attachment 5 Annexure Schedule of Fees and Charges.**

MOIRA SHIRE COUNCIL

FEEs AND CHARGES SCHEDULE

2015/16 BUDGET REPORT

Activity/Function	Title of Fee or Charge	GST	Statutory Cost Recovery, Full Cost Recovery or Subsidised	Fee or Charge 2014/15	Proposed Fee or Charge 2015/16	% Change	Comments
	Notice in newspaper	Yes	Full Cost Recovery	As quoted by media outlet	As quoted by media outlet		
<b>Amendments to Planning Scheme (VCAT)</b>							
	On application	No	Statutory Cost Recovery	\$798.00	2015/16 Statutory Fee schedule is expected to be published in the later part of 2015		
	To consider submissions	No	Statutory Cost Recovery	\$798.00	2015/16 Statutory Fee schedule is expected to be published in the later part of 2015		
	Adopt an amendment	No	Statutory Cost Recovery	\$524.00	2015/16 Statutory Fee schedule is expected to be published in the later part of 2015		
	Approve an amendment	No	Statutory Cost Recovery	\$798.00	2015/16 Statutory Fee schedule is expected to be published in the later part of 2015		
<b>Subdivision (Permit and Certification) Fees Regulations 2000</b>							
	To certify a Plan of Subdivision	No	Statutory Cost Recovery	\$100.00 + \$20.00 per lot created	2015/16 Statutory Fee schedule is expected to be published in the later part of 2015		
	To certify any other application	No	Statutory Cost Recovery	\$100.00	2015/16 Statutory Fee schedule is expected to be published in the later part of 2015		
	Supervision of works	No	Statutory Cost Recovery	Max is 2.5% of estimated cost of construction of works (Value)	2015/16 Statutory Fee schedule is expected to be published in the later part of 2015		
	Subdivision Plan Checking (checking engineering plan provided)	No	Statutory Cost Recovery	Max is 0.75% of estimated cost of construction of works (Value)	2015/16 Statutory Fee schedule is expected to be published in the later part of 2015		

24/06/15  
3:07:58

34 of 20

Z:\Budget\2015-16\Budget 2015-16 Fees and Charges Schedule Proposed Budget 2015-16 Annexure 6 2015-16 Schedule of Fees and Charges Version 2 @ 20-Apr-2015.rpt

FILE NO: 100.00.01  
4. ORGANISATION

ITEM NO: 7.1  
(TEAM LEADER - FINANCIAL  
ACCOUNTANT, RAMKI SUBRAMANIAM)  
(GENERAL MANAGER - CORPORATE,  
LEANNE MULCAHY)

**MOIRA SHIRE COUNCIL PROPOSED 2015/16 BUDGET (cont'd)**

**ATTACHMENT No [2] - Attachment 5 Annexure Schedule of Fees and Charges.**

**MOIRA SHIRE COUNCIL**

**FEES AND CHARGES SCHEDULE**

**2015/16 BUDGET REPORT**

Activity/Function	Title of Fee or Charge	GST	Statutory Cost Recovery, Full Cost Recovery or Subsidised	Fee or Charge 2014/15	Proposed Fee or Charge 2015/16	% Change	Comments
<b>Car Parking Contributions</b>							
Cobram	Average Cost of Parking bays, provision of parking spaces in lieu of provision of actual spaces	No	Subsidised	\$8,500.00	\$6,500.00	-20%	Cobram Car Parking Precinct Plan - Moira Planning Scheme
Yarravonga	Average Cost of Parking bays, provision of parking spaces in lieu of provision of actual spaces	No	Subsidised	\$8,060.00	\$8,060.00	0%	Yarravonga Car Parking Precinct Plan - Moira Planning Scheme
Other	All locations except for Yarravonga and Cobram.	No	Subsidised	By Negotiation	By Negotiation		
<b>Public Open Space Contributions</b>							
	Payment in lieu of providing land for Public Open Space (Residential Subdivision)	No	Statutory Cost Recovery	5% of the unimproved value of land	2015/16 Statutory Fee schedule is expected to be published in the later part of 2015.		

**BUILDING FEES**

Building Applications and Building Permits on Domestic Works		Yes	Full Cost Recovery	Cost/240 (Min. \$600.00)	Cost/240 (Min. \$600.00)	varies	All inspections included. Fee considered to be competitive. Does not include statutory fees for lodgement or building levy.
Extensions/Alterations		Yes	Full Cost Recovery	Cost/240 (Min. \$600.00)	Cost/240 (Min. \$600.00)	varies	
New Dwellings		Yes	Full Cost Recovery	To be quoted	To be quoted	varies	Fee may vary with distance, by negotiation.
New Dwellings Out of Shire		Yes	Full Cost Recovery	\$210.00	\$318.00	2.6%	All inspections included. Does not include statutory fees for lodgement or building levy.
Minor works, Garages, Carports and In-Ground Pools		Yes	Full Cost Recovery	\$0.00	\$500.00	New	
Class 10 Out Buildings and Farm Buildings - cost in excess of \$25,000		Yes	Full Cost Recovery	\$210.00	\$318.00	2.6%	All inspections included. Does not include statutory fees for lodgement or building levy.
Demolitions/Removals (Domestic)		Yes	Full Cost Recovery	\$150.00	\$163.80	2.6%	All inspections included. Does not include statutory fees for lodgement or building levy. (Refer above)
Minor works, Above-Ground Swimming Pools		Yes	Full Cost Recovery	\$130.00	\$133.00	2.6%	
Pool Fence Compliance Certificates		Yes	Full Cost Recovery	\$310.00	\$318.00	2.6%	All inspections included. Does not include statutory fees for lodgement or building levy.
Resurveys		Yes	Full Cost Recovery	\$310.00	\$318.00	2.6%	All inspections included. Does not include statutory fees for lodgement or building levy.

24/06/15  
3:17:58

15 of 20

FILE NO: 100.00.01  
4. ORGANISATION

ITEM NO: 7.1  
(TEAM LEADER - FINANCIAL  
ACCOUNTANT, RAMKI SUBRAMANIAM)  
(GENERAL MANAGER - CORPORATE,  
LEANNE MULCAHY)

**MOIRA SHIRE COUNCIL PROPOSED 2015/16 BUDGET (cont'd)**

**ATTACHMENT No [2] - Attachment 5 Annexure Schedule of Fees and Charges.**

MOIRA SHIRE COUNCIL

FEE'S AND CHARGES SCHEDULE

2015/16 BUDGET REPORT

Activity/Function	Title of Fee or Charge	GST	Statutory Cost Recovery, Full Cost Recovery or Subsidised	Fee or Charge 2014/15	Proposed Fee or Charge 2015/16	% Change	Comments
	Additional Inspections	Yes	Full Cost Recovery	\$135.00	\$135.50	2.8%	Minimum per inspection
	Retrieving Building Files from archives	Yes	Full Cost Recovery	\$50.00	\$51.30	2.6%	
	Council Report & Consent	No	Statutory Cost Recovery	Not yet set	2015/16 Statutory Fee schedule is expected to be published in the later part of 2015		Inspection may be required, subject to variation.
	Amendment to approved plans	Yes	Full Cost Recovery	\$150.00 minor \$250.00 major	\$150.00 minor \$250.00 major		
	Owner/BUILDER inspection (3TB)	Yes	Full Cost Recovery	Class 1's: \$350.00 Class 10's: \$175.00	Class 1's: \$350.00 Class 10's: \$175.00		
	Demolition Report & Consent	No	Statutory Cost Recovery	Not yet set	2015/16 Statutory Fee schedule is expected to be published in the later part of 2015		
	Bond for re-erection of dwellings	No	Statutory Cost Recovery	\$5,000.00	2015/16 Statutory Fee schedule is expected to be published in the later part of 2015		
	Liquor Licence measuring	Yes	Full Cost Recovery	\$100 per hour	\$100 per hour	0%	
	Maximum fee payable for report and consent for storm water drainage discharge point	No	Statutory Cost Recovery	Not yet set	2015/16 Statutory Fee schedule is expected to be published in the later part of 2015		
	Places of Public Entertainment (POPE) permit	Yes	Full Cost Recovery	\$200.00	\$205.20	2.6%	
	Asset Protection application fee	No	Full Cost Recovery	\$80.00	\$81.30	2.6%	
<b>Building Applications and Building Permits on Commercial Works</b>							
	Minor Commercial Works (i.e.) re-classifications, signs etc.	Yes	Full Cost Recovery	\$300.00	\$307.80	2.6%	
	Minor Commercial Works (i.e.) Shop Fronts, Awnings, etc	Yes	Full Cost Recovery	\$300.00	\$307.80	2.6%	
	Up to \$50,000	Yes	Full Cost Recovery	\$650.00 minimum	\$650.00 minimum	0.0%	
	\$50,001 - \$100,000	Yes	Full Cost Recovery	\$1,200.00 minimum	\$1,200.00 minimum	0.0%	
	\$100,001 - \$50,000	Yes	Full Cost Recovery	\$1,700.00 minimum	\$1,700.00 minimum	0.0%	The Municipal building surveyor will have regard to the size and complexity of the project when estimating fees

24/06/15  
3:17:58

Page 20

Z:\Budget\2015-16\Budget\2015-16 Fees and Charges Schedule Proposed Budget 2015-16  
Annexure A.2015-16 Schedule of Fees and Charges Version 2 @ 20Apr12015.rpt

FILE NO: 100.00.01  
4. ORGANISATION

ITEM NO: 7.1  
(TEAM LEADER - FINANCIAL  
ACCOUNTANT, RAMKI SUBRAMANIAM)  
(GENERAL MANAGER - CORPORATE,  
LEANNE MULCAHY)

**MOIRA SHIRE COUNCIL PROPOSED 2015/16 BUDGET (cont'd)**

**ATTACHMENT No [2] - Attachment 5 Annexure Schedule of Fees and Charges.**

MOIRA SHIRE COUNCIL

FEEs AND CHARGES SCHEDULE

2015/16 BUDGET REPORT

Activity/Function	Title of Fee or Charge	GST	Statutory Cost Recovery, Full Cost Recovery or Subsidised	Fee or Charge 2014/15	Proposed Fee or Charge 2015/16	% Change	Comments
	\$160,000.00 +	Yes	Full Cost Recovery	quoted	quoted		
	Building Certificates	No	Statutory Cost Recovery	Not yet set.	2015/16 Statutory Fee schedule is expected to be published in the later part of 2015.		
	Building Lodgement Fees	No	Statutory Cost Recovery	Not yet set.	2015/16 Statutory Fee schedule is expected to be published in the later part of 2015.		
<p><small>That the municipal building surveyor be authorised from time to time to vary the fees due to competitive market forces.</small></p>							
<b>ENVIRONMENTAL HEALTH</b>							
<b>Registration Fee Structure</b>							
	Class 4 Low Risk	N/A	Subsidised	Nil	Nil		Stable pre packaged food and community sausage sizzles.
Food Act	Class 3 Medium Risk	Yes	Full Cost Recovery	\$275.00	\$280.00	2.6%	
	Class 2 Medium to High Risk	Yes	Full Cost Recovery	\$512.00	\$525.30	2.6%	
	Class 1 High Risk	Yes	Full Cost Recovery	\$512.00	\$525.30	2.6%	
Public Health and Food Act	Transfer and Registration Fees	Yes	Full Cost Recovery	Based on 50% annual registration fee	Based on 50% annual registration fee	0%	
	Pre-purchase inspections	Yes	Full Cost Recovery	Based on 50% annual registration fee	Based on 50% annual registration fee	0%	
	High Risk Food Community groups and sporting clubs selling food	Yes	Full Cost Recovery	\$77.00	\$79.00	2.6%	
Public Health &	Prescribed Accommodation Premises	Yes	Full Cost Recovery	\$188.00	\$190.80	2.6%	
	Healthcare	Yes	Full Cost Recovery	\$117.00	\$120.00	2.6%	

24/06/15  
3:17:58

47 of 70

\\Moira\apps\2015-16\Budget\2015-16\Fees and Charges\Schedule Proposed Budget 2015-16\Annexure A\_2015-16\_Schedule of Fees and Charges\_Version2\_@20Apr1201511.html



FILE NO: 100.00.01  
4. ORGANISATION

ITEM NO: 7.1  
(TEAM LEADER - FINANCIAL  
ACCOUNTANT, RAMKI SUBRAMANIAM)  
(GENERAL MANAGER - CORPORATE,  
LEANNE MULCAHY)

**MOIRA SHIRE COUNCIL PROPOSED 2015/16 BUDGET (cont'd)**

**ATTACHMENT No [2] - Attachment 5 Annexure Schedule of Fees and Charges.**

MOIRA SHIRE COUNCIL

FEEs AND CHARGES SCHEDULE

2015/16 BUDGET REPORT

Activity/Function	Title of Fee or Charge	GST	Statutory Cost Recovery, Full Cost Recovery or Subsidised	Fee or Charge 2014/15	Proposed Fee or Charge 2015/16	% Change	Comments
Wellbeing Act	Warning letter	Yes	Full Cost Recovery	New Charge	\$50.00	0%	
	Failure to heed warning letters	Yes	Full Cost Recovery	New Charge	\$350.00	0%	
Residential Tenancies Act	Caravan Parks	No	Statutory Cost Recovery	Price on application	Price on application		
<b>SEPTIC TANKS</b>							
System Compliance Report	Fee for report	Yes	Full Cost Recovery	\$226.00	\$294.00	29%	
Permit To Install	Fee for a new septic tank	Yes	Full Cost Recovery	\$860.00	\$998.00	15%	
Permit to Alter	Fee for permit to alter	Yes	Full Cost Recovery	\$430.00	\$441.00	3%	
Additional Site Inspections	More than the three mandatory	Yes	Full Cost Recovery	\$184.00	\$188.80	3%	
Septic Tank Infringement	Breach(es) of legislation	No	Statutory Cost Recovery	Prescribed Penalty Units	Prescribed Penalty Units	0%	
<b>KERBSIDE ORGANIC SERVICE CHARGES</b>							
Caddy/ Basket	Replacement Caddy/ Basket	Yes	Full Cost Recovery	New Charge	\$6.00	N/A	
Compostable Bags	Replacement for additional bags - 150 bags per roll	Yes	Full Cost Recovery	New Charge	\$8.65	N/A	
	Replacement for additional bags - flat pack 40 bags	Yes	Full Cost Recovery	New Charge	\$3.25	N/A	
<b>WASTE DISPOSAL CHARGES (TIP FEES)</b>							
General Waste	Residents per m3	Yes	Subsidised	\$36.00	\$36.00	0%	
Eco Recycle Best Practice, EPA Act 1970	Commercial/Non-resident per m3	Yes	Full Cost Recovery	\$87.00	\$95.00	9%	
	Commercial - Internal - source internal to Shire per tonne (Cobram Landfill)	Yes	Full Cost Recovery	\$180.80	\$215.00	19%	Moving towards full cost recovery including future requirements.
	Commercial - External - source external to Shire per tonne	Yes	Full Cost Recovery	\$200.00	\$300.00	50%	

24/06/15  
3:17:50

18 of 20

Z:\Budget\2015-16\Budget\_2015\_16\_Fees\_and\_Charges\_Schedule\Proposed Budget\_2015\_16\_Annexure\_5\_2015\_16\_Schedule\_of\_Fees\_and\_Charges\_Version2\_@20Apr12015.rpt

FILE NO: 100.00.01  
4. ORGANISATION

ITEM NO: 7.1  
(TEAM LEADER - FINANCIAL  
ACCOUNTANT, RAMKI SUBRAMANIAM)  
(GENERAL MANAGER - CORPORATE,  
LEANNE MULCAHY)

**MOIRA SHIRE COUNCIL PROPOSED 2015/16 BUDGET (cont'd)**

**ATTACHMENT No [2] - Attachment 5 Annexure Schedule of Fees and Charges.**

MOIRA SHIRE COUNCIL

FEE'S AND CHARGES SCHEDULE

2015/16 BUDGET REPORT

Activity/Function	Title of Fee or Charge	GST	Statutory Cost Recovery, Full Cost Recovery or Subsidised	Fee or Charge 2014/15	Proposed Fee or Charge 2015/16	% Change	Comments
Public Place Recycling Trailer	Trailer Hire	Yes	Full Cost Recovery	New Charge	\$10.00	N/A	Flat rate trailer hire. Exemptions apply to not-for-profit community groups
	240L Green bin	Yes	Full Cost Recovery	New Charge	\$2.65 per bin	N/A	Exemptions apply to not-for-profit community groups
	240L Organic bin - including food	Yes	Full Cost Recovery	New Charge	\$3.76 per bin	N/A	No charge only applies to uncontaminated recycle material. Exemptions apply to not-for-profit community groups.
	240L Recycle Bin	Yes	Subsidised	New Charge	Free	N/A	Exemptions apply to not-for-profit community groups
	240L Waste Bin	Yes	Full Cost Recovery	New Charge	\$9.65 per bin	N/A	Exemptions apply to not-for-profit community groups
Recycling	Commingle Recyclables	Yes	Subsidised	Residents free, Commercial \$9.50m3	Residents free, Commercial \$9.50m3	0%	
	Green Waste	Yes	Subsidised	Residents \$11.00m3, Commercial \$16.00m3	Residents \$11.00m3, Commercial \$16.00m3	0%	
	Processed/uncontaminated timber (not including chip board)	Yes	Full Cost Recovery	New Charge	Residents \$15.00m3, Commercial \$20.00m3		
	Domestic Gas Bottles per bottle	Yes	Subsidised	\$13.00	\$13.00	0%	Residential and Commercial
	Concrete (per metre)	Yes	Full Cost Recovery	\$32.00	\$32.00	0%	
	Plasterboard (per metre)	Yes	Full Cost Recovery	\$23.00	\$32.00	10.3%	
	Scrap Steel - White goods, car/bodies, car batteries	N/A	Subsidised	Free	Free		Residential and Commercial, car bodies accepted at site operators discretion
	Slag/rap	N/A	Subsidised	Free (if in Plastic Bag)	Free (if in Plastic Bag)		
	EV Waste	Yes	Full Cost Recovery	Free	\$2 brought to \$10	N/A	N/A - ongoing under stewardship program
	Chemical Drums/Containers (Triple Rinsed)	N/A	Subsidised	Free	Free		
	Plastic Chemical Containers (Iron Drum/Muster) per drum	Yes	Subsidised	\$6.50	\$6.50	0%	
	Contaminated Oil	Yes	Subsidised	\$3.50	\$3.50	0%	
	Clean Oil	N/A	Subsidised	Free	Free		
	Mattresses	Yes	Full Cost Recovery	\$12 Single, \$16 Double	\$16 Single, \$16 Double	0%	
	Resource Recovery Items:	Yes	Subsidised	Free	Unit price \$1	N/A	Some items will continue to be free.
	Motorcycle	Yes	Subsidised	\$6.00	\$6.00	0%	

24/06/15  
\$317,560

19 of 20

Z:\Budget\2015-16\Budget 2015-16 Fees and Charges Schedule Proposed Budget 2015-16 - Attachment 5 - Schedule of Fees and Charges - Version 2 @ 20 Apr 2015 - Final

FILE NO: 100.00.01  
4. ORGANISATION

ITEM NO: 7.1  
(TEAM LEADER - FINANCIAL  
ACCOUNTANT, RAMKI SUBRAMANIAM)  
(GENERAL MANAGER - CORPORATE,  
LEANNE MULCAHY)

**MOIRA SHIRE COUNCIL PROPOSED 2015/16 BUDGET (cont'd)**

**ATTACHMENT No [2] - Attachment 5 Annexure Schedule of Fees and Charges.**

MOIRA SHIRE COUNCIL

FEEs AND CHARGES SCHEDULE

2015/16 BUDGET REPORT

Activity/Function	Title of Fee or Charge	GST	Statutory Cost Recovery, Full Cost Recovery or Subsidised	Fee or Charge 2014/15	Proposed Fee or Charge 2015/16	% Change	Comments
Tyres	Car	Yes	Subsidised	\$8.25	\$8.25	0%	Residential and Commercial
	Light Truck	Yes	Subsidised	\$14.50	\$14.50	0%	
	Truck	Yes	Subsidised	\$25.00	\$25.00	0%	
	Tractor	Yes	Subsidised	\$85.00	\$85.00	0%	
	Earthmover	N/A		Not accepted	Not accepted		
Weigh Bridge	Light vehicle	Yes	Full Cost Recovery	\$10.00	\$10.00	0%	
	Heavy vehicle including B Doubles	Yes	Full Cost Recovery	\$20.00	\$20.00	0%	
	Gross & Tare all vehicles	Yes	Full Cost Recovery	\$27.00	\$27.00	0%	

24/06/15  
3:17:58

20 of 20

Z:\Budget\2015-16\Budget\2015-16\Fees and Charges Schedule\Proposed Budget 2015-16\Annexure A\_2015-16 Schedule of Fees and Charges\_Version2\_@20Apr12015.rpt

FILE NO: 100.00.01  
4. ORGANISATION

ITEM NO: 7.1  
(TEAM LEADER - FINANCIAL  
ACCOUNTANT, RAMKI SUBRAMANIAM)  
(GENERAL MANAGER - CORPORATE,  
LEANNE MULCAHY)

**MOIRA SHIRE COUNCIL PROPOSED 2015/16 BUDGET (cont'd)**

**ATTACHMENT No [3] - Standard Cash flow statement**

STANDARD CASH FLOW STATEMENT	Current Year	Adopted	Strategic Resource Plan		
	Forecast	Budget	Projections		
	2014/15 \$'000	2015/16 \$'000	2016/17 \$'000	2017/18 \$'000	2018/19 \$'000
<b>CASH FLOWS FROM OPERATING ACTIVITIES</b>					
Receipts from Ratepayers	31,234	33,062	34,921	36,661	38,193
Receipts from Grants	17,026	15,457	14,420	12,814	13,149
Contributions	308	820	353	370	389
Reimbursements and Subsidies	60	63	65	66	68
User Charges/Statutory Fees & Fines	3,731	3,829	3,832	4,071	4,149
Interest Received	360	350	364	379	394
Other Receipts	448	366	514	446	491
Proceeds from Sale of Land held for Resale	142	100	300	300	300
Net GST refund	-	-	-	-	-
Payments to Employees	(18,149)	(19,216)	(20,530)	(21,343)	(22,124)
Payments to Suppliers	(17,987)	(18,229)	(18,417)	(18,831)	(19,419)
Interest paid	(527)	(465)	(391)	(316)	(234)
Payments for Purchase of Land held for Resale	(300)	(300)	(300)	(300)	(300)
Other payments	(4,400)	(4,459)	(4,590)	(4,741)	(4,896)
<b>NET CASH FLOWS FROM OPERATING ACTIVITIES</b>	<b>11,944</b>	<b>11,379</b>	<b>10,539</b>	<b>9,576</b>	<b>10,159</b>
<b>CASHFLOWS FROM INVESTING ACTIVITIES</b>					
Proceeds from Sale of Fixed Assets	67	101	250	250	250
From Community Organisations	-	-	-	-	-
Recoupment of Loans/Advances	(15)	15	8	-	-
Payments for Purchase of Fixed Assets	(10,892)	(11,571)	(11,096)	(11,535)	(10,635)
<b>NET CASHFLOWS FROM INVESTING ACTIVITIES</b>	<b>(10,839)</b>	<b>(11,456)</b>	<b>(10,839)</b>	<b>(11,285)</b>	<b>(10,385)</b>
<b>CASH FLOWS FROM FINANCING ACTIVITIES</b>					
Repayment of Borrowings	(830)	(892)	(966)	(1,041)	(1,123)
Repayment of Non-Interest Bearing Liabilities	(60)	(60)	(60)	-	-
Increase/(decrease) of Trust Monies	16	17	17	18	19
Proceeds from Borrowings	-	-	-	-	-
<b>NET CASH FLOWS FROM FINANCING ACTIVITIES</b>	<b>(873)</b>	<b>(936)</b>	<b>(1,008)</b>	<b>(1,023)</b>	<b>(1,105)</b>
<b>NET CHANGE IN CASH HELD</b>	<b>232</b>	<b>(1,012)</b>	<b>(1,308)</b>	<b>(2,732)</b>	<b>(1,331)</b>
Cash at Beginning of the Financial Year	14,438	14,670	13,658	12,350	9,618
<b>CASH AT END OF FINANCIAL YEAR</b>	<b>14,670</b>	<b>13,658</b>	<b>12,350</b>	<b>9,618</b>	<b>8,287</b>

FILE NO: 100.00.01  
4. ORGANISATION

ITEM NO: 7.1  
(TEAM LEADER - FINANCIAL  
ACCOUNTANT, RAMKI SUBRAMANIAM)  
(GENERAL MANAGER - CORPORATE,  
LEANNE MULCAHY)


**MOIRA SHIRE COUNCIL PROPOSED 2015/16 BUDGET (cont'd)**

ATTACHMENT No [4] - Moira Shire Council's Proposed 2015 16 Budget



**Draft**

**Moira Shire  
Council's  
Proposed 2015/16  
Budget**



FILE NO: 100.00.01  
4. ORGANISATION

ITEM NO: 7.1  
(TEAM LEADER - FINANCIAL  
ACCOUNTANT, RAMKI SUBRAMANIAM)  
(GENERAL MANAGER - CORPORATE,  
LEANNE MULCAHY)

**MOIRA SHIRE COUNCIL PROPOSED 2015/16 BUDGET (cont'd)**

**ATTACHMENT No [4] - Moira Shire Council's Proposed 2015 16 Budget**



**TABLE OF CONTENTS**

Mayor's Introduction  
Chief Executive Officer's Summary  
Budget Processes

**Overview**

1. Linkage to the Council Plan
2. Services, initiatives and service performance indicators
3. Budget Influences

**Budget analysis**

4. Analysis of operating budget
5. Analysis of budgeted cash position
6. Analysis of capital budget
7. Analysis of budgeted financial position

**Long term strategies**

8. Strategic resource plan and financial performance indicators
9. Rating information
10. Summary of Other Strategies

**Appendices**

FILE NO: 100.00.01  
4. ORGANISATION

ITEM NO: 7.1  
(TEAM LEADER - FINANCIAL  
ACCOUNTANT, RAMKI SUBRAMANIAM)  
(GENERAL MANAGER - CORPORATE,  
LEANNE MULCAHY)

## MOIRA SHIRE COUNCIL PROPOSED 2015/16 BUDGET (cont'd)

### ATTACHMENT No [4] - Moira Shire Council's Proposed 2015 16 Budget



#### Mayor's Introduction

It gives me great pleasure to present this Budget to the community of Moira Shire.

Moira Shire's 2015/16 Budget reflects the strategic goals and objectives contained within our 2013-2017 Council Plan. Our Budget recognizes that after more than three years and \$50 million of flood, fire and tornado recovery works, Moira Shire's underlying financial position is stable. However we have little buffer to address the immediate financial pressures created by the reduction in 2015/16 government grant funding, and the additional challenges that will follow in future years with the introduction of rate capping from 2016/17.

The Budget supports Moira's adjustment to a challenging financial operating environment by:

- Freezing operating expenditure at 2014/15 levels except where legal commitments such as existing contracts, Enterprise Agreements and construction standards obligate Council to fund increases;
- Not increasing Council borrowings and continuing to pay down existing debt in accordance with the repayment schedules;
- Restricting increases in Council user fees and charges to CPI (2.6%);
- No increase to kerbside organic waste collection service however the charge will apply for the full year.

To maintain service levels to the community within these constraints, the 2015/16 Budget proposes:

- an increase of 4% in general rates, municipal and waste charges;
- a capital investment program of \$11.56 million which includes \$1.65 million of new initiatives and \$1.50 million of projects carried over from 2014/15 financial year

The rate increase in line with the principles outlined above is sufficient to meet required service levels and capital works activities. With the commencement of rate capping in 2016/17 rates are projected to increase by 2.6%.

Highlights of the capital works program include:

- 'Renewal' projects totalling: \$6.6m
- 'Upgrade' projects totalling: \$2.35m
- 'Expansion' projects totalling: \$2.58m including Cobram Library \$1.6m.

This budget was developed through a rigorous process of consultation and review and Council endorses it as financially responsible.

**Councilor Marie Martin,  
Mayor**



FILE NO: 100.00.01  
4. ORGANISATION

ITEM NO: 7.1  
(TEAM LEADER - FINANCIAL  
ACCOUNTANT, RAMKI SUBRAMANIAM)  
(GENERAL MANAGER - CORPORATE,  
LEANNE MULCAHY)

**MOIRA SHIRE COUNCIL PROPOSED 2015/16 BUDGET (cont'd)**

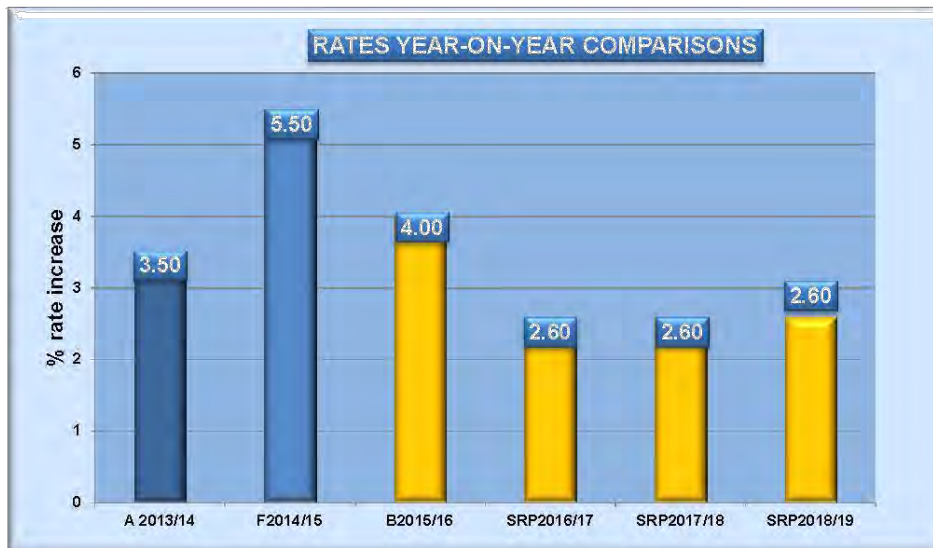
**ATTACHMENT No [4] - Moira Shire Council's Proposed 2015 16 Budget**



**Chief Executive Officer's Summary**

Council has prepared a Budget for the 2015/16 financial year which seeks to balance the demand for services and infrastructure with the community's capacity to pay. Key budget information is provided below about the rate increase, operating result, services, cash and investments, capital works, financial position, financial sustainability and strategic objectives of the Council.

**1. Rates & Charges**



Council's required general rate and municipal charge revenue from 2015/16 is \$33.25m. This represents a 4% increase in rates over 2014/15. The revenue generated through this rate increase will go towards major capital works programs such as maintaining roads and bridges, drainage improvements, maintaining service to the community in general and meeting the cost of a number of external influences, such as the increase in insurance, affecting the operating budget in line with Council's rating strategy.



FILE NO: 100.00.01  
4. ORGANISATION

ITEM NO: 7.1  
(TEAM LEADER - FINANCIAL  
ACCOUNTANT, RAMKI SUBRAMANIAM)  
(GENERAL MANAGER - CORPORATE,  
LEANNE MULCAHY)

**MOIRA SHIRE COUNCIL PROPOSED 2015/16 BUDGET (cont'd)**

**ATTACHMENT No [4] - Moira Shire Council's Proposed 2015 16 Budget**

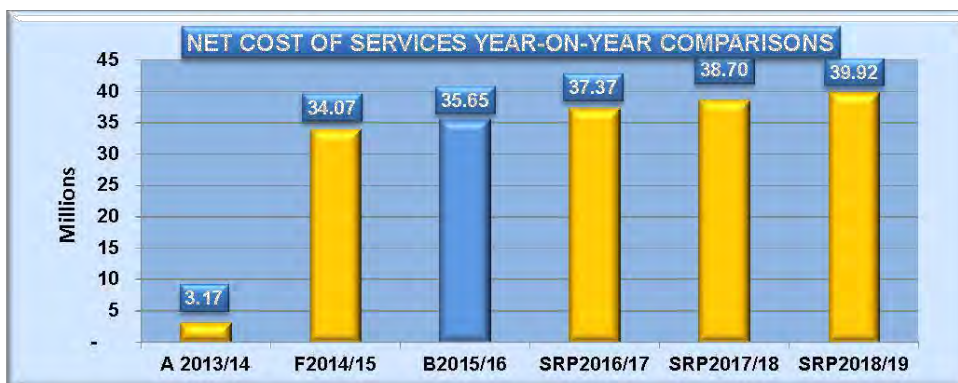


**2. Operating result**



The total operating result for 2015/16 is a \$1.85m surplus which represents a decrease of \$0.98m in surplus over 2014/15. Main reasons being, lower increase in rate revenue in preparation for rate capping, reduction in grant funding year on year combined with absorbing CPI increases in contractual arrangements.

**3. Services**



The net cost of services delivered to the community for the 2015/16 year is expected to be \$35.64m an increase of \$1.57m on 2014/15. This is primarily due to increases in contract related costs. The net cost of services is the total operating cost of services delivered less income directly attributable to those services, such as fees.

FILE NO: 100.00.01  
4. ORGANISATION

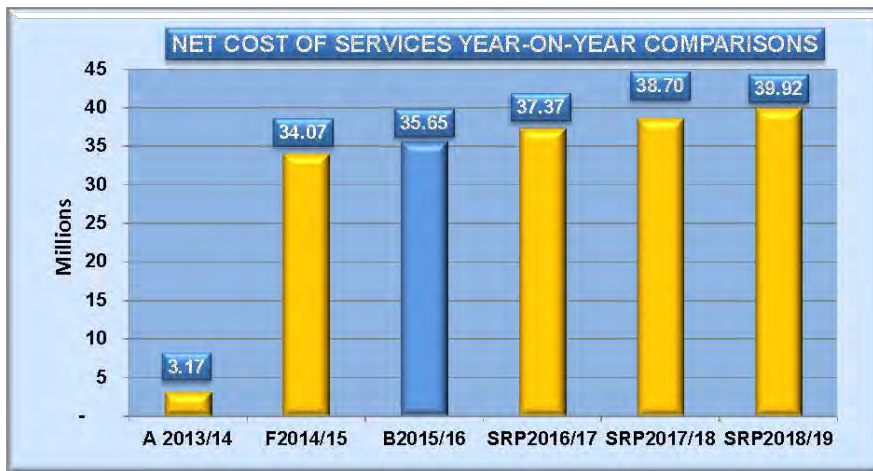
ITEM NO: 7.1  
(TEAM LEADER - FINANCIAL  
ACCOUNTANT, RAMKI SUBRAMANIAM)  
(GENERAL MANAGER - CORPORATE,  
LEANNE MULCAHY)

**MOIRA SHIRE COUNCIL PROPOSED 2015/16 BUDGET (cont'd)**

**ATTACHMENT No [4] - Moira Shire Council's Proposed 2015 16 Budget**

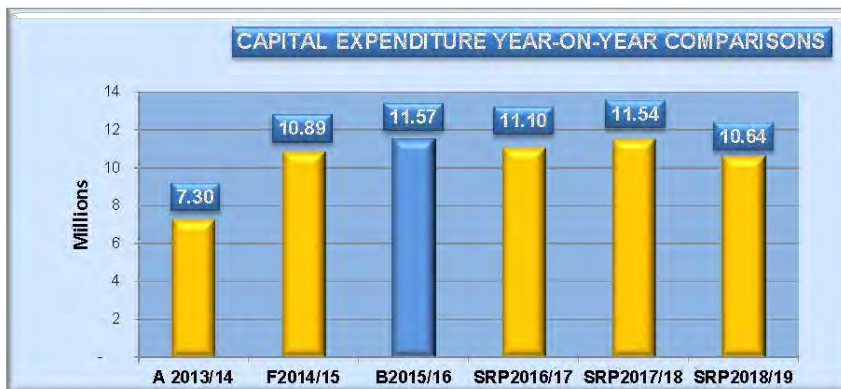


**4. Cash and Investments**



Cash and investments are expected to decrease by \$0.99m during the year 2015/16 to \$13.68m as at 30 June 2016. This net cash outflow reduction is mainly due to the need for Council to fund \$6.24m of Capital budget for 2015/16.

**5. Capital Works**



The capital works program for the 2015/16 year is expected to be \$11.57m. This includes projects funded in prior years carried forward into 2015/16 of \$1.50m. The capital expenditure program has been set and prioritized based on a rigorous process of professional review using Council's Projects Assessment Committee and consultation. This has enabled Council to assess needs and develop sound business cases for each project. Below is a summary of the capital works program by asset class.

FILE NO: 100.00.01  
4. ORGANISATION

ITEM NO: 7.1  
(TEAM LEADER - FINANCIAL  
ACCOUNTANT, RAMKI SUBRAMANIAM)  
(GENERAL MANAGER - CORPORATE,  
LEANNE MULCAHY)

**MOIRA SHIRE COUNCIL PROPOSED 2015/16 BUDGET (cont'd)**

**ATTACHMENT No [4] - Moira Shire Council's Proposed 2015 16 Budget**

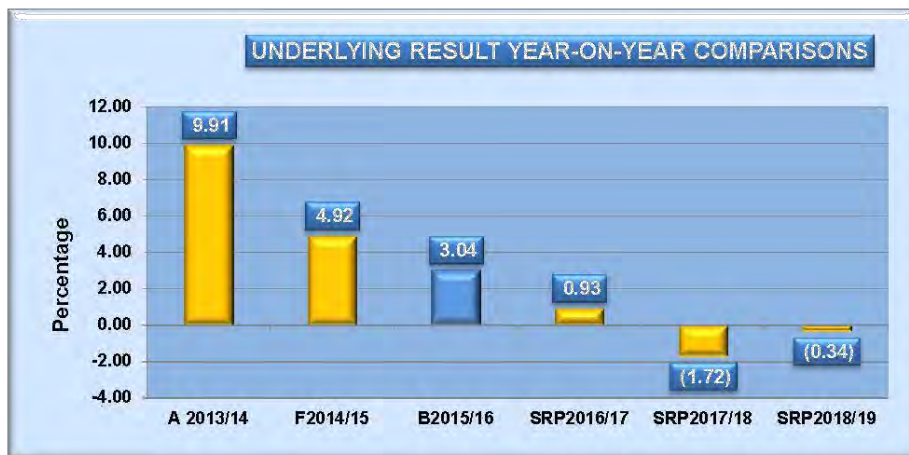


**6. Financial position**



Net assets (net worth) will increase by \$1.86m as at 30 June 2016, which is mainly due to the increase in fixed assets offset by repayment of bank borrowings.

**7. Financial sustainability**



A high level Strategic Resource Plan for the years 2014/15 to 2016/17 has been developed to assist Council in adopting a budget within a longer term prudent financial framework.

The key objective of the Plan is financial sustainability in the medium to long term, while still achieving the Council's strategic objectives as specified in the Council Plan.

The underlying result is a measure of financial sustainability. This measure is the operating result reduced for the contributed assets as a percentage of the underlying revenue, which is total revenue plus proceeds of sale of assets less contributed assets. Council projects a decreasing underlying result for 2015/16.

**8. Strategic objectives**

This budget has been developed through a rigorous process of consultation and review and management endorses it as financially responsible. More detailed budget information is available throughout this document.

FILE NO: 100.00.01  
4. ORGANISATION

ITEM NO: 7.1  
(TEAM LEADER - FINANCIAL  
ACCOUNTANT, RAMKI SUBRAMANIAM)  
(GENERAL MANAGER - CORPORATE,  
LEANNE MULCAHY)

**MOIRA SHIRE COUNCIL PROPOSED 2015/16 BUDGET (cont'd)**

**ATTACHMENT No [4] - Moira Shire Council's Proposed 2015 16 Budget**



Mark Henderson Chief Executive Officer

**Budget processes**

This section lists the steps to adopt the Budget in accordance with the *Local Government Act 1989* (the Act) and *Local Government (Planning and Reporting) Regulations 2014* (the Regulations).

Under the Act, Council is required to prepare and adopt an annual budget for each financial year. The budget must include information about the rates and charges that Council intends to levy as well as a range of other information required by the Regulations which support the Act.

The 2015/16 budget, which is included in this report, is for the year 1 July 2015 to 30 June 2016 and is prepared in accordance with the Act and Regulations. The budget includes financial statements - Comprehensive Income Statement, Balance Sheet, Statement of Changes in Equity, Statement of Cash Flows and Statement of Capital Works. These statements have been prepared for the year ending 30 June 2016 in accordance with the Act and Regulations, and consistent with the annual financial statements which are prepared in accordance with Australian Accounting Standards. The budget also includes information about the rates and charges to be levied, the proposed capital works program, the human resources required, and other financial information Council requires in order to make an informed decision about the adoption of the budget.

In advance of preparing the budget, Officers firstly review and update Council's long term financial projections. Financial projections for at least four years are ultimately included in Council's Strategic Resource Plan, which is the key medium-term financial plan produced by Council on a rolling basis. The preparation of the budget, within this broader context, begins with Officers preparing the operating and capital components of the annual budget during January and February. A draft consolidated budget is then prepared and various iterations are considered by Council at informal briefings during March and April.

During 2015/16 Moira Shire introduced a rigorous Project Assessment process for all new projects, programs and initiatives proposed for inclusion in the 2015/16 Budget. The assessment process considers the immediate and longer time costs, risks and benefits of each proposal and assigns a score. The scores were used to prioritise the project proposals for inclusion in the 2015/16 Budget.

A 'proposed' budget was prepared in accordance with the Act and submitted to Council in May for approval 'in principle'. Council is then required to give 'public notice' that it intends to 'adopt' the budget. It must give 28 days notice of its intention to adopt the proposed budget and make the budget available for inspection at its offices and on its web site. A person has a right to make a submission on any proposal contained in the budget and any submission must be considered before adoption of the budget by Council.

The final step is for Council to adopt the budget after receiving and considering any submissions from interested parties. The budget is required to be adopted by 30 June and a copy submitted to the Minister within 28 days after adoption. The key dates for the budget process are summarised below:



**FILE NO: 100.00.01  
4. ORGANISATION**

**ITEM NO: 7.1  
(TEAM LEADER - FINANCIAL  
ACCOUNTANT, RAMKI SUBRAMANIAM)  
(GENERAL MANAGER - CORPORATE,  
LEANNE MULCAHY)**

**MOIRA SHIRE COUNCIL PROPOSED 2015/16 BUDGET (cont'd)**

**ATTACHMENT No [4] - Moira Shire Council's Proposed 2015 16 Budget**



Budget process	Timing
1. Officers update Council's long term financial projections	Dec/Jan
2. Officers prepare operating and capital budgets	Jan/Feb
3. Councillors consider draft budgets at informal briefings	Mar/May
4. Proposed budget submitted to Council for approval	April
5. Public notice advising intention to adopt budget	April
6. Budget available for public inspection and comment	April/May
7. Public submission process undertaken	April/May
8. Submissions period closes (28 days)	May
9. Submissions considered by Council/Committee	June
10. Budget and submissions presented to Council for	June
11. Copy of adopted budget submitted to the Minister	June
12. Revised budget where a material change has arisen	Sep-Jun

FILE NO: 100.00.01  
4. ORGANISATION

ITEM NO: 7.1  
(TEAM LEADER - FINANCIAL  
ACCOUNTANT, RAMKI SUBRAMANIAM)  
(GENERAL MANAGER - CORPORATE,  
LEANNE MULCAHY)

**MOIRA SHIRE COUNCIL PROPOSED 2015/16 BUDGET (cont'd)**

**ATTACHMENT No [4] - Moira Shire Council's Proposed 2015 16 Budget**



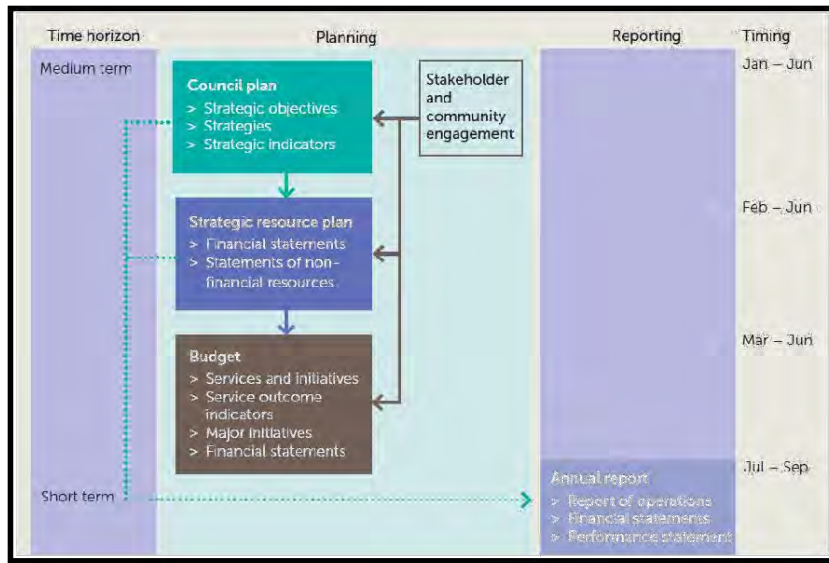
**Overview**

**Linkage to the Council Plan**

This section describes how the Annual Budget links to the achievement of the Council Plan within an overall planning and reporting framework. This framework guides the Council in identifying community needs and aspirations over the medium term (Council Plan) and short term (Annual Budget) and then holding itself accountable (Annual Report).

**Planning and accountability framework**

The Strategic Resource Plan, part of and prepared in conjunction with the Council Plan, is a rolling four year plan that outlines the financial and non-financial resources that Council requires to achieve the strategic objectives described in the Council Plan. The Annual Budget is framed within the Strategic Resource Plan, taking into account the services and initiatives which contribute to achieving the strategic objectives specified in the Council Plan. The diagram below depicts the planning and accountability framework that applies to local government in Victoria.



Source: Department of Environment, Land, Water and Planning (formerly Department of Transport, Planning and Local Infrastructure)

The timing of each component of the planning framework is critical to the successful achievement of the planned outcomes. The Council Plan, including the Strategic Resource Plan, is required to be completed by 30 June following a general election and is reviewed each year in advance of the commencement of the Annual Budget process. Council adopted an updated 2013-2017 Council Plan at the June Council Meeting.

FILE NO: 100.00.01  
4. ORGANISATION

ITEM NO: 7.1  
(TEAM LEADER - FINANCIAL  
ACCOUNTANT, RAMKI SUBRAMANIAM)  
(GENERAL MANAGER - CORPORATE,  
LEANNE MULCAHY)

## MOIRA SHIRE COUNCIL PROPOSED 2015/16 BUDGET (cont'd)

### ATTACHMENT No [4] - Moira Shire Council's Proposed 2015 16 Budget



#### Our purpose

#### Vision

Moira on the Murray, with an environmentally, economically and socially sustainable community: the best place to be.

#### Mission

To serve our community through transparent open governance, active engagement, strong advocacy and the provision of affordable services.

#### Core Values

Ethical leadership underpins Council's decision making and operations. At all levels, Council seeks to ensure there is an appropriate balance between the values-based organisational culture described by our Core Values and enforcing relevant controls.

Community, honesty, innovation, integrity, responsibility, responsiveness, trust, leadership and accountability.

#### Strategic Objectives

Our Council Plan gives priority to three strategic goals that enable the Moira Shire Council in partnership with our community to meet our challenges and strengthen Moira's economic and social wellbeing:

1. Strong regional partnerships
2. Improve Moira's Liveability
3. Build on our economic strengths in agriculture, manufacturing and tourism

Our ability to realise these strategic goals will depend on four enabling objectives:

4. Smarter delivery of existing services and programs
5. Delivering sound financial management
6. Involving and communicating with our community
7. Demonstrating good governance

Collectively the strategic goals and enabling objectives represent Council's Strategic Objectives as set out in the Council Plan for the years 2013-17.

FILE NO: 100.00.01  
4. ORGANISATION

ITEM NO: 7.1  
(TEAM LEADER - FINANCIAL  
ACCOUNTANT, RAMKI SUBRAMANIAM)  
(GENERAL MANAGER - CORPORATE,  
LEANNE MULCAHY)

**MOIRA SHIRE COUNCIL PROPOSED 2015/16 BUDGET (cont'd)**

**ATTACHMENT No [4] - Moira Shire Council's Proposed 2015 16 Budget**



Strategic Objective	Description
1. Strong regional partnerships	Strong stakeholder relationships will help inform Council's operations and investment priorities. Council will also draw on this understanding to ensure Moira's business and community needs are effectively represented within local, state and federal government and agency forums and able to access its fair share of funding and service opportunities.
2. Improve Moira's Liveability	Investing in Moira's liveability improves the quality of life for our residents and at the same time encourages greater economic growth by enhancing our region's ability to attract, retain and grow business activity
3. Build on our economic strengths in agriculture, manufacturing and tourism	Moira's climate, location, irrigation infrastructure and transport options means it is well placed to grow its agriculture, manufacturing and tourism sectors. Moira's Economic Development Strategy, adopted in 2013, remains a key priority supported by the 'whole of council' approach outlined in the Council Plan.
4. Smarter delivery of existing services and programs	Finding smarter and more efficient ways to deliver local government services is critical to delivering agreed service standards within our available financial resources. Council Plan proposed to involve industry and the community in the improvement and streamlining of Council processes and in determining acceptable trade-offs between cost and community service standards
5. Delivering sound financial management	Financial sustainability underpins Council's ability to deliver services and invest in community assets that support our community's economic growth and social wellbeing. The Victorian Auditor-General's Office (VAGO) annual audit and review program will be the primary indicator of our performance.
6. Involving and communicating with our community	As we strive to deliver 'more with less', our community planning is vital to allowing our communities be a part of the decision making process as they evaluate and define service and asset needs and the trade-offs associated with change. The resulting plans inform Council's long term land use planning, asset management, service delivery and investment decision-making across our Shire.
7. Demonstrating good governance	Good governance underpins our community's, investors' and stakeholders' confidence in Council and our ability to attract grant and other investment and funding. Within the Council Plan, Council seeks to demonstrate the rigour of its governance, policies and decisions by adopting Best Value Principles.
8. Rebalancing Moira's asset mix	Council will work with the community to review and plan for the longer term renewal investment requirements to meet future service and asset needs of the community, business and stakeholders.



FILE NO: 100.00.01  
4. ORGANISATION

ITEM NO: 7.1  
(TEAM LEADER - FINANCIAL  
ACCOUNTANT, RAMKI SUBRAMANIAM)  
(GENERAL MANAGER - CORPORATE,  
LEANNE MULCAHY)

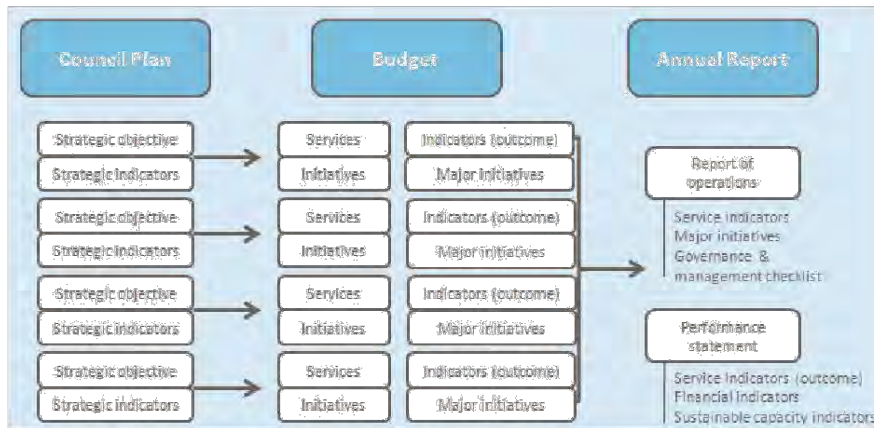
**MOIRA SHIRE COUNCIL PROPOSED 2015/16 BUDGET (cont'd)**

**ATTACHMENT No [4] - Moira Shire Council's Proposed 2015 16 Budget**



**Services, initiatives and service performance indicators**

This section provides a description of the services and initiatives to be funded in the Budget for the 2015/16 year and how these will contribute to achieving the strategic objectives outlined in the Council Plan. It also describes a number of major initiatives, initiatives and service performance outcome indicators for key areas of Council's operations. Council is required by legislation to identify major initiatives, initiatives and service performance outcome indicators in the Budget and report against them in their Annual Report to support transparency and accountability. The relationship between these accountability requirements in the Council Plan, the Budget and the Annual Report is shown below.



Source: Department of Environment, Land, Water and Planning (formerly Transport, Planning and Local Infrastructure)

Services for which there are prescribed performance indicators to be reported on in accordance with the Regulations are shown in bold and underlined in the following sections.

FILE NO: 100.00.01  
4. ORGANISATION

ITEM NO: 7.1  
(TEAM LEADER - FINANCIAL  
ACCOUNTANT, RAMKI SUBRAMANIAM)  
(GENERAL MANAGER - CORPORATE,  
LEANNE MULCAHY)

**MOIRA SHIRE COUNCIL PROPOSED 2015/16 BUDGET (cont'd)**

**ATTACHMENT No [4] - Moira Shire Council's Proposed 2015 16 Budget**



**Strategic Objective 1: Strong regional partnerships**

To achieve our objective, we will continue to plan, deliver and improve high quality, cost effective, accessible and responsive services. The services, initiatives, major initiatives and service performance indicators for each business area are described below.

**Services**

Service area	Description of services provided
Office of the CEO	This service provides leadership guidance to the business, Council and guides the development and delivery of Council's representation and advocacy efforts.

**Initiatives**

1. Develop an advocacy plan focusing on Council's regional opportunities in agriculture, manufacturing and tourism. (\$Nil additional cost)
2. Actively engage in relevant forums and networks to promote Moira's interests including MAV, HRLGN, Hume RDA and Murray Group of Councils. (\$Nil additional cost)
3. Liaise with key industry groups about future directions to explore collaborative opportunities and advocate for growth and investment. (\$Nil additional cost)

FILE NO: 100.00.01  
4. ORGANISATION

ITEM NO: 7.1  
(TEAM LEADER - FINANCIAL  
ACCOUNTANT, RAMKI SUBRAMANIAM)  
(GENERAL MANAGER - CORPORATE,  
LEANNE MULCAHY)

**MOIRA SHIRE COUNCIL PROPOSED 2015/16 BUDGET (cont'd)**

**ATTACHMENT No [4] - Moira Shire Council's Proposed 2015 16 Budget**



**Strategic Objective 2: Improving Moira's Liveability**

To achieve our objective we will continue to plan, deliver and improve high quality, cost effective, accessible and responsive services. The services, initiatives, major initiatives and service performance indicators for each business area are described below.

**Services**

Service area	Description of services provided
Emergency Response Management	This service assists Moira communities to prepare, respond and recover from emergencies and natural disasters in line with Moira's Emergency Management Plan.
Children, Youth & Families	This service provides contributions to 9 community based not for profit preschools to ensure quality and affordable preschool services are available across the Shire. Maternal and child health services in Cobram, Nathalia, Numurkah, Strathmerton and Yarrawonga and outreach services to our smaller centres. Youth services and events that aim to connect and engage our younger citizens, such as Junior Council. Immunisation programs for infants and school children.
Library Services	Council provides a financial contribution to the operation of the Goulburn Valley Regional Library Corporation who in turn provide a range of library services at 4 locations within the Shire and via a mobile library service to smaller towns and centres.
Health & Community Wellbeing	Council works with communities to improve liveability for all residents across the shire through arts and culture, access and inclusion and health and wellbeing programs. Council provides assistance to a range of partner agencies including Community Houses, Moira Health Care Alliance and Moira Foodbank. Council works with committees and volunteer groups to plan for the future needs of our community and to ensure Council fulfils its legislated Public Health and Wellbeing obligations. Council provides targeted grant programs to assist community groups and organisations to achieve goals within their local communities.
Sports and recreation services	Cost of operating and maintaining five outdoor swimming pools at Yarrawonga, Cobram, Numurkah, Strathmerton and Nathalia, the water slide and splash park on the Yarrawonga foreshore, the Nathalia Sports and Community Centre, the Cobram Sports Stadium, and the Numurkah Aquatic & Fitness Centre along with the irrigating and mowing, general upkeep of Council's 19 recreation reserves and four showgrounds. The service also undertakes strategic reviews of service needs to identify and plan for future requirements.
Public health	This service protects the community's health and well being by coordinating food safety support programs, Tobacco Act activities and public health promotions. The service also works to rectify public health concerns relation to unreasonable noise emissions, housing standards and pest controls.
Public safety	This service provides staff at school crossings throughout the municipality to ensure that all pedestrians, but mainly school aged children, are able to cross the road safely. It maintains and improves the health and safety of people, animals and the environment in Council by providing animal management services including a dog and cat collection service, a lost and found notification service, a pound service, a registration and administration service, an after hours service and an emergency service. It also provides education, regulation and enforcement of the Local Law and relevant State legislation.

FILE NO: 100.00.01  
4. ORGANISATION

ITEM NO: 7.1  
(TEAM LEADER - FINANCIAL  
ACCOUNTANT, RAMKI SUBRAMANIAM)  
(GENERAL MANAGER - CORPORATE,  
LEANNE MULCAHY)

**MOIRA SHIRE COUNCIL PROPOSED 2015/16 BUDGET (cont'd)**

**ATTACHMENT No [4] - Moira Shire Council's Proposed 2015 16 Budget**



Parks and reserves	Cost of maintaining and upgrading of Council's parks and gardens, reserves, town entrances and open spaces including 80 parks and gardens (open spaces), 44 playgrounds, 31 public toilet blocks, public BBQs and their irrigation systems. This service is responsible for the management, maintenance and safety of parks and gardens, sporting grounds and playground facilities.
Roads, footpaths and drainage	This service conducts ongoing maintenance of Council's road and bridge network which includes 80 bridges and major culverts, 1000 km of sealed roads, 2500 km of gravel roads varying from link roads to access tracks, 600 km of farm access tracks, 239 km of kerb and channel and 60 km of footpaths. Activities include repairing, resealing, asphaltting, resheeting and patching  The service also maintains CBD streetscapes in the four major towns and 18 smaller towns, fire plug maintenance for 14 brigades and inspection and maintenance of flood pumps and gross pollutant traps.
Waste management	This service provides waste collection including kerbside rubbish collection of garbage, recyclables and organic waste from all households and some commercial properties in Council. It also operates 9 transfer stations and a landfill site, along with monitoring and maintaining decommissioned landfills to meet required environmental standards. It also provides street cleaning, leaf collection, weed removal, drainage pit cleaning and street litter bins throughout Council.
Environmental planning	This service develops environmental policy, coordinates and implements environmental projects and works with other services to improve Council's environmental performance. The service assists with implementing Council's roadside management plan, roadside pest and weed management program, responding to planning and other referrals relating to Natural Resource Management, and in partnership with other agencies, management of Kinnairds wetlands.

**Major Initiatives**

- 1) During 2015/16 Council will complete construction of the Cobram Library (\$1.6 million net cost).
- 2) Council will continue to work with local community to progress ideas to build an all-abilities playground in Yarrawonga. The budget includes initial funding commitment however the project is yet to be fully scoped with future ownership, management and maintenance responsibilities yet to be costed and assigned. (\$0.18 million net cost).

**Initiatives**

1. Develop 2015 – 2025 Recreation Strategy
2. Review Moira's Walking and Cycling (Tracks n' Trails) Strategy and prepare construction program
3. Develop the 2015-2019 Arts and Culture Strategy
4. Review the Streetscape Strategy for the four major towns.
5. Review Moira's Road Management Plan to align with changes in road use and reduced road funding
6. Develop a foot path strategy to guide Council and community investment
7. Commence implementation of Numurkah Flood Study recommendations

FILE NO: 100.00.01  
4. ORGANISATION

ITEM NO: 7.1  
(TEAM LEADER - FINANCIAL  
ACCOUNTANT, RAMKI SUBRAMANIAM)  
(GENERAL MANAGER - CORPORATE,  
LEANNE MULCAHY)

**MOIRA SHIRE COUNCIL PROPOSED 2015/16 BUDGET (cont'd)**

**ATTACHMENT No [4] - Moira Shire Council's Proposed 2015 16 Budget**



Service Performance Outcome Indicators

Service	Indicator	Performance Measure	Computation
Libraries	Participation	Active library members (Percentage of the municipal population that are active library members)	[Number of active library members / municipal population] x100
Aquatic Facilities	Utilisation	Utilisation of aquatic facilities (Number of visits to aquatic facilities per head of municipal population)	Number of visits to aquatic facilities / Municipal population
Waste collection	Waste diversion	Kerbside collection waste diverted from Landfill (Percentage of garbage, recyclables and green organics collected from kerbside bins that is diverted from landfill)	[Weight of recyclables and green organics collected from kerbside bins / Weight of garbage, recyclables and green organics collected from kerbside bins] x100
Roads	Satisfaction	Satisfaction with sealed local roads (Community satisfaction rating out of 100 with how Council has performed on the condition of sealed local roads)	Community satisfaction rating out of 100 with how Council has performed on the condition of sealed local roads.
Animal Management	Health and safety	Animal management prosecutions (Number of successful animal management prosecutions)	Number of successful animal management prosecutions
Food safety	Health and safety	Critical and major non-compliance Notifications (Percentage of critical and major non-compliance notifications that are followed up by Council)	[Number of critical non-compliance notifications and major non-compliance notifications about a food premises followed up / Number of critical non-compliance notifications and major non-compliance notifications about food premises] x100



FILE NO: 100.00.01  
4. ORGANISATION

ITEM NO: 7.1  
(TEAM LEADER - FINANCIAL  
ACCOUNTANT, RAMKI SUBRAMANIAM)  
(GENERAL MANAGER - CORPORATE,  
LEANNE MULCAHY)

**MOIRA SHIRE COUNCIL PROPOSED 2015/16 BUDGET (cont'd)**

**ATTACHMENT No [4] - Moira Shire Council's Proposed 2015 16 Budget**



**Strategic Objective 3: Build on our economic strengths in agriculture, manufacturing and tourism.**

To achieve our objective, we will continue to plan, deliver and improve high quality, cost effective, accessible and responsive services. The services, initiatives, major initiatives and service performance indicators for each business area are described below.

**Services**

Service area	Description of services provided
Economic Development	This service supports the attraction, growth and innovation of existing and prospective businesses across the Shire.
Tourism	This service provides support to the business plans of local tourism associations, and plans for future tourism opportunities and infrastructure needs. The service provides contributions to tourism marketing including Murray Regional Tourism.
Statutory Planning	This service monitors the Council's Planning Scheme as well as preparing major policy documents shaping the future of the Shire. It also prepares and processes amendments to the Council Planning Scheme and carries out research on demographic, urban development, economic and social issues affecting Council. It also processes all planning applications, provides advice and makes decisions about development proposals which require a planning permit, as well as representing Council at the Victorian Civil and Administrative Tribunal where necessary.
Building Services	This service provides statutory building services to the Council community including processing of building permits, emergency management responsibilities, fire safety inspections, audits of swimming pool barriers and investigations of complaints and illegal works.

**Major Initiatives**

1. The major review of Council's Municipal Strategic Statement will commence in 2015 (\$Nil net cost).
2. Involve industry and community in the improvement of customer-focused planning and building service delivery (\$nil net cost)

**Initiatives**

1. Implement Business and Innovation Strategy 2013-2017
2. Develop Moira Shire Tourism and Event Strategy (destination management plan)
3. Develop land use master plan for Yarrawonga
4. Review Structure plan for Cobram

FILE NO: 100.00.01  
4. ORGANISATION

ITEM NO: 7.1  
(TEAM LEADER - FINANCIAL  
ACCOUNTANT, RAMKI SUBRAMANIAM)  
(GENERAL MANAGER - CORPORATE,  
LEANNE MULCAHY)

**MOIRA SHIRE COUNCIL PROPOSED 2015/16 BUDGET (cont'd)**

**ATTACHMENT No [4] - Moira Shire Council's Proposed 2015 16 Budget**



Service Performance Outcome Indicators

Service	Indicator	Performance Measure	Computation
Statutory planning	Decision making	Council planning decisions upheld at VCAT (Percentage of planning application decisions subject to review by VCAT and that were not set aside)	[Number of VCAT decisions that did not set aside Council's decision in relation to a planning application / Number of VCAT decisions in relation to planning applications] x100

FILE NO: 100.00.01  
4. ORGANISATION

ITEM NO: 7.1  
(TEAM LEADER - FINANCIAL  
ACCOUNTANT, RAMKI SUBRAMANIAM)  
(GENERAL MANAGER - CORPORATE,  
LEANNE MULCAHY)

**MOIRA SHIRE COUNCIL PROPOSED 2015/16 BUDGET (cont'd)**

**ATTACHMENT No [4] - Moira Shire Council's Proposed 2015 16 Budget**



**Strategic Objective 4: Smarter delivery of services and programs** -10

To achieve our objective, we will continue to plan, deliver and improve high quality, cost effective, accessible and responsive services. The services, initiatives, major initiatives and service performance indicators for each business area are described below.

Service areas	Description of services provided
Information Services	This service provides, supports and maintains reliable and cost effective communications and computing systems, facilities and infrastructure to Council staff enabling them to deliver services in a smart, productive and efficient way.
Organisational Development	This service provides Council with strategic and operational organisational development support including Occupational Health and Safety obligations. The service develops and implements strategies, policies and procedures through the provision of human resources and industrial relations services. The service also assists managers to determine and progress toward future structures, capability and cultures in their service units.
Customer Service	This service is the main customer interface with the community and includes customer service delivered by phone and from centres in Cobram and Yarrawonga, agency services in 8 other local centres and an online through Council 's website.

**Major Initiatives**

Develop first stage of 3 year customer service excellence strategy (Nil net cost)

**Initiatives**

1. Undertake reviews of Council services, which will include consultation with stakeholders and the development of service standards and commitments for these services (\$Nil net cost).
2. Develop and implement People and Organisational Development Strategy
3. Develop & implement IT and Information Management Strategy



FILE NO: 100.00.01  
4. ORGANISATION

ITEM NO: 7.1  
(TEAM LEADER - FINANCIAL  
ACCOUNTANT, RAMKI SUBRAMANIAM)  
(GENERAL MANAGER - CORPORATE,  
LEANNE MULCAHY)

**MOIRA SHIRE COUNCIL PROPOSED 2015/16 BUDGET (cont'd)**

**ATTACHMENT No [4] - Moira Shire Council's Proposed 2015 16 Budget**



**Strategic Objective 5: Deliver sound financial management**

To achieve our objective, we will continue to plan, deliver and improve high quality, cost effective, accessible and responsive services. The services, initiatives, major initiatives and service performance indicators for each business area are described below.

**Services**

Service areas	Description of services provided
Financial Services	This service provides financial based services to both internal and external customers including the management of Council's finances, payment of salaries and wages to Council employees, procurement and contracting of services, raising and collection of rates and charges and valuation of properties throughout the municipality.

**Initiatives**

- Develop long term financial management principles and model
- Review revenue rating strategy

FILE NO: 100.00.01  
4. ORGANISATION

ITEM NO: 7.1  
(TEAM LEADER - FINANCIAL  
ACCOUNTANT, RAMKI SUBRAMANIAM)  
(GENERAL MANAGER - CORPORATE,  
LEANNE MULCAHY)

**MOIRA SHIRE COUNCIL PROPOSED 2015/16 BUDGET (cont'd)**

**ATTACHMENT No [4] - Moira Shire Council's Proposed 2015 16 Budget**



**Strategic Objective 6: Involving and communicating with our community**

To achieve our objective, we will continue to plan, deliver and improve high quality, cost effective, accessible and responsive services. The services, initiatives, major initiatives and service performance indicators for each business area are described below.

**Services**

Service areas	Description of services provided
Communications	This service is responsible for the management and provision of advice on external and internal communication, in consultation with relevant stakeholders, on behalf of Council.
Community Development	This service is responsible for working with the community, stakeholders and partner agencies to develop long term community plans that inform Council's land use planning, asset management, service delivery and investment decision-making across the Shire.

**Initiatives**

- Develop Community Plans for towns and townships

FILE NO: 100.00.01  
4. ORGANISATION

ITEM NO: 7.1  
(TEAM LEADER - FINANCIAL  
ACCOUNTANT, RAMKI SUBRAMANIAM)  
(GENERAL MANAGER - CORPORATE,  
LEANNE MULCAHY)

**MOIRA SHIRE COUNCIL PROPOSED 2015/16 BUDGET (cont'd)**

**ATTACHMENT No [4] - Moira Shire Council's Proposed 2015 16 Budget**



**Strategic Objective 7: Demonstrating good governance**

To achieve our objective, we will continue to plan, deliver and improve high quality, cost effective, accessible and responsive services. The services, initiatives, major initiatives and service performance indicators for each business area are described below.

**Services**

Service areas	Description of services provided
Business Compliance and Risk Services	This service is responsible for the maintenance, management and strategic planning for Council's building, land and property leases and licenses.
Governance and compliance	This includes Councillor entitlements along with the costs of ensuring we comply with the governance obligations under the Local Government Act and other legislation.

**Initiatives**

1. Review Section 86 committee of management model
2. Identify and plan compliance upgrades of Council infrastructure within reduced grant and financial resources.

**Service Performance Outcome Indicators**

Service	Indicator	Performance Measure	Computation
Governance	Satisfaction	Satisfaction with Council decisions (Community satisfaction rating out of 100 with how Council has performed in making decisions in the interests of the community)	Community satisfaction rating out of 100 with how Council has performed in making decisions in the interests of the community

FILE NO: 100.00.01  
4. ORGANISATION

ITEM NO: 7.1  
(TEAM LEADER - FINANCIAL  
ACCOUNTANT, RAMKI SUBRAMANIAM)  
(GENERAL MANAGER - CORPORATE,  
LEANNE MULCAHY)

**MOIRA SHIRE COUNCIL PROPOSED 2015/16 BUDGET (cont'd)**

**ATTACHMENT No [4] - Moira Shire Council's Proposed 2015 16 Budget**



**Strategic Objective 8: Rebalancing Council's asset mix**

To achieve our objective, we will continue to plan, deliver and improve high quality, cost effective, accessible and responsive services. The services, initiatives, major initiatives and service performance indicators for each business area are described below.

**Services**

Service areas	Description of services provided
Infrastructure Planning	This service conducts capital works planning for Council's main civil infrastructure assets in an integrated and prioritised manner in order to optimise their strategic value and service potential. These include roads, laneways, car parks, foot/bike paths, drains and bridges
Engineering Design and Management	This service undertakes design, tendering, contract management and supervision of various works within Council's capital works program. The service also approves and supervises private development activities such as subdivisions and infrastructure associated with Buildings and unit developments.
Civic Buildings	This service oversees repairs, maintenance of Council's more than 570 buildings that range from small pump sheds to historical and aging halls and community buildings. Costs include contributions to local Committees of Management, utilities as well as repairs and maintenance.
Council Assets	Council operates and maintains a range of 'other' assets including pumps and basins. This category also includes the costs of insurance for council buildings, plant and other assets.

**Major Initiatives**

1. Deliver capital works to budget and schedule

**Initiatives**

1. Develop public pool strategy
2. Conduct audit of lease holdings

FILE NO: 100.00.01  
4. ORGANISATION

ITEM NO: 7.1  
(TEAM LEADER - FINANCIAL  
ACCOUNTANT, RAMKI SUBRAMANIAM)  
(GENERAL MANAGER - CORPORATE,  
LEANNE MULCAHY)

**MOIRA SHIRE COUNCIL PROPOSED 2015/16 BUDGET (cont'd)**

**ATTACHMENT No [4] - Moira Shire Council's Proposed 2015 16 Budget**



**2. Performance Statement**

The service performance indicators detailed in the preceding pages will be reported on in the Performance Statement which is prepared at the end of the year as required by Section 132 of the Act and included in the 2015/16 Annual Report. The Performance Statement will also include reporting on prescribed indicators of financial performance (outlined in Section 8) and sustainable capacity, which are not included in this budget report. The prescribed performance indicators contained in the Performance Statement are audited each year by the Victorian Auditor General who issues an audit opinion on the Performance Statement. The major initiatives detailed in the preceding pages will be reported in the Annual Report in the form of a statement of progress in the Report of Operations.

FILE NO: 100.00.01  
4. ORGANISATION

ITEM NO: 7.1  
(TEAM LEADER - FINANCIAL  
ACCOUNTANT, RAMKI SUBRAMANIAM)  
(GENERAL MANAGER - CORPORATE,  
LEANNE MULCAHY)

## MOIRA SHIRE COUNCIL PROPOSED 2015/16 BUDGET (cont'd)

### ATTACHMENT No [4] - Moira Shire Council's Proposed 2015 16 Budget



#### Snapshot of Moira Shire Council

##### Our location

Moira Shire is located in the Hume region of Victoria and stretches across 4,045 square kilometres from Bundalong in the East to the Barmah National Park to the West. Our northern boundary is defined by the Murray River and our south-west, southern and south east regions share boundaries with Councils of Campaspe, Greater Shepparton, Benalla, Wangaratta and Indigo. Moira is centrally located to the regional cities of Shepparton, Wangaratta and Albury-Wodonga.

Moira includes four major towns: Cobram, Nathalia, Numurkah and Yarrawonga and 17 smaller communities including Barmah, Bearii, Bundalong, Invergordon, Katamatite, Katunga, Koonoomoo, Lake Rowan, Peechelba, Picola, St James, Strathmerton, Tungamah, Waaia, Wilby, Wunghnu and Yarroweyah.

There is no single dominant major town within the Shire and importantly, each major town has a unique combination of economic and liveability advantages.

##### Our community

In the 2011 Census, there were 28,123 people in Moira of these:

- 49.7% were male and 50.3% were female.
- Aboriginal and Torres Strait Islander people made up 1.4% of the population.
- 85% of people were born in Australia, which is considerably higher than the state and national result.
- 79.1% of people had both parents born in Australia and 12.6% of people had both parents born overseas.
- 90% of people speak only English at home, with Italian, Arabic and Indo-Aryan (eg Punjabi) the most common non-English languages.

The median age of Moira's population is 44 years, which is higher than the state and national median of 37 years. Children aged 0 - 14 years made up 19.3% of the population and people aged 65 years and over made up 21.6% of the population.

##### Our Economy

Moira's food processing sector, comprising principally dairy products (output \$632m) and meat processing (output \$115m), is the largest sector based on output in the Moira Shire. Food processing also includes significant output in oils and fats (output \$43m), fruit and vegetable products (output \$14m), wine (\$8m) and other food products (output \$29m).

Moira is home to major manufacturers including Murray-Goulburn Cooperative, the Bega Cheese plant in Strathmerton and Graincorp Oilseeds – Riverland in Numurkah and Ryan's Meats in Nathalia. Agricultural land use accounts for approximately 71% of the total land area, currently divided equally between irrigated and dry-land production. In June 2013, there were 11,832 local jobs in Moira Shire, with 12,934 employed residents.

A total of 3128 businesses were registered in the Shire across all industries. At present, Tourism is the seventh largest contributor to economic output in the municipality generating an estimated \$90 million for the local community, including approximately 510 jobs, or about 5.6% of Moira Shire's workforce.

The Moira community is serviced by local hospitals in each of the major towns along with a wide range of medical and allied health service providers. As a result health services are an important sector within and for the local community.



FILE NO: 100.00.01  
4. ORGANISATION

ITEM NO: 7.1  
(TEAM LEADER - FINANCIAL  
ACCOUNTANT, RAMKI SUBRAMANIAM)  
(GENERAL MANAGER - CORPORATE,  
LEANNE MULCAHY)

## MOIRA SHIRE COUNCIL PROPOSED 2015/16 BUDGET (cont'd)

### ATTACHMENT No [4] - Moira Shire Council's Proposed 2015 16 Budget



#### Budget influences

This section sets out the key budget influences arising from the internal and external environment within which the Council operates.

#### Budget implications

As a result of Moira's dispersed service delivery and demographic profile there are a number of budget implications in the short and long term as follows:

Higher cost service delivery model and limited capacity to pay. Compared with equivalent Victorian Councils, Moira covers a large geographic area with multiple service locations and a relatively small, slower growing, dispersed and aging population. This combination means Moira has relatively higher costs to deliver the equivalent range and standard of Council services.

Communities' capacity to pay has peaked and there is limited scope to supplement rate revenue through other income streams.

With limited access to additional grant and funding options, Council anticipates increased tension between Council's desire to fund existing assets and Council's ability to support contemporary services and asset needs.

Many of Moira's assets are in the latter stage of their useful life, community use is declining but community service standards along with public use, safety and construction standards are increasing. With more than 16,000 individual assets and 550 buildings, this Budget will see Council commence a process to understand community and to identify changes in the asset mix required to support the community's future needs.

#### 3.1 External influences<sup>3-5</sup>

- Consumer Price Index (CPI) increases on goods and services of 1.7% through the year to December quarter 2014 (ABS release 28 January 2015).
- The Victorian State Government has announced that local government rates will be capped from 2016/17. Depending on the level at which rates are capped Council may need to undertake a review of services that are provided to the community with the aim of reducing the level of rate payer subsidy for services undertaken by Local Government on behalf of the State and Federal Government.
- Councils across Australia raise approximately 3% of the total taxation collected by all levels of Government in Australia. In addition Councils are entrusted with the maintenance of more than 30% of the all Australian public assets including roads, bridges, parks, footpaths and public buildings. This means that a large proportion of Council's income must be allocated to the maintenance and replacement of these valuable public assets in order to ensure the quality of public infrastructure is maintained at satisfactory levels.
- The Fire Services Property Levy will continue to be collected by Council on behalf of the State Government with the introduction of the *Fire Services Property Levy Act 2012*.

#### 3.2 Internal influences<sup>7-8</sup>

As well as external influences, there are also a number of internal influences which are expected to have a significant impact on the preparation of the 2015/16 Budget.

- During 2014/15 Council reduced its executive management team from three directors to two General Managers with a corresponding realignment and reduction of management roles.

FILE NO: 100.00.01  
4. ORGANISATION

ITEM NO: 7.1  
(TEAM LEADER - FINANCIAL  
ACCOUNTANT, RAMKI SUBRAMANIAM)  
(GENERAL MANAGER - CORPORATE,  
LEANNE MULCAHY)

**MOIRA SHIRE COUNCIL PROPOSED 2015/16 BUDGET (cont'd)**

**ATTACHMENT No [4] - Moira Shire Council's Proposed 2015 16 Budget**



**3.3 Budget principles**

In response to these influences, guidelines were prepared and distributed to all Council officers with budget responsibilities. The guidelines set out the key budget principles upon which the officers were to prepare their budgets. The principles included:

- All new project, program initiatives were subject to rigorous review through Council's project assessment committee and assigned a rating that prioritised their ability to be funded within Council's budget
- Operating expenditure frozen at 2014/15 levels except where legal commitments such as existing contracts, Enterprise Agreements and construction standards obligate Council to meet increases.
- No additional borrowings and continuing to pay down existing debt in accordance with the repayment schedules,
- Council user fees and charges to increase by CPI (2.6%);
- No increase to kerbside organic waste collection service however the charge will apply for the full year;

To maintain service levels to the community within these constraints, the 2015/16 Budget proposes:

- an increase of 4% in general rates, municipal and waste charges;
- a capital investment program of \$11.57 million which includes \$1.50 million of projects carried over from 2014/15 financial year

**Long term strategies**

The budget includes consideration of a number of long term strategies and contextual information to assist Council to prepare the Budget in a proper financial management context. These include a Strategic Resource Plan for 2015/16 to 2018/19 (Section 8.), Rating Information (Section 9.) and



FILE NO: 100.00.01  
4. ORGANISATION

ITEM NO: 7.1  
(TEAM LEADER - FINANCIAL  
ACCOUNTANT, RAMKI SUBRAMANIAM)  
(GENERAL MANAGER - CORPORATE,  
LEANNE MULCAHY)

**MOIRA SHIRE COUNCIL PROPOSED 2015/16 BUDGET (cont'd)**

**ATTACHMENT No [4] - Moira Shire Council's Proposed 2015 16 Budget**



**Budget analysis**

**4. Budgeted income statement**

	Current Year	Adopted	
	Forecast	Budget	Variance
	2014/15	2015/16	
	\$'000	\$'000	\$'000
Total revenue	53,749	54,389	640
Total expenses	(50,910)	(52,541)	(1,630)
<b>Operating surplus/(deficit)</b>	<b>2,839</b>	<b>1,848</b>	<b>(990)</b>
Grants – capital	(5,596)	(4,525)	1,071
Contributions - non-monetary	(200)	(200)	-
<b>Underlying surplus/(deficit)</b>	<b>(2,957)</b>	<b>(2,877)</b>	<b>80</b>

FILE NO: 100.00.01  
4. ORGANISATION

ITEM NO: 7.1  
(TEAM LEADER - FINANCIAL  
ACCOUNTANT, RAMKI SUBRAMANIAM)  
(GENERAL MANAGER - CORPORATE,  
LEANNE MULCAHY)

**MOIRA SHIRE COUNCIL PROPOSED 2015/16 BUDGET (cont'd)**

**ATTACHMENT No [4] - Moira Shire Council's Proposed 2015 16 Budget**



**4. Analysis of operating budget**

This section analyses the operating budget including expected income and expenses of the Council for the 2015/16 year.

**4.1.1 Adjusted underlying deficit (\$0.08 million decrease)**

The adjusted underlying result is the net surplus or deficit for the year adjusted for non-recurrent capital grants, non-monetary asset contributions, and capital contributions from other sources. It is a measure of financial sustainability and Council's ability to achieve its service delivery objectives as it is not impacted by capital income items which can often mask the operating result. The adjusted underlying result for the 2015/16 year is a surplus of \$1.85 million however a decrease in Operating grants led to a decrease of \$0.08 million from the 2014/15 year. In calculating the adjusted underlying result, Council has excluded grants received for capital purposes which are non-recurrent and capital contributions from other sources. Contributions of non-monetary assets are excluded as the value of assets assumed by Council is dependent on the level of development activity each year.

FILE NO: 100.00.01  
4. ORGANISATION

ITEM NO: 7.1  
(TEAM LEADER - FINANCIAL  
ACCOUNTANT, RAMKI SUBRAMANIAM)  
(GENERAL MANAGER - CORPORATE,  
LEANNE MULCAHY)

**MOIRA SHIRE COUNCIL PROPOSED 2015/16 BUDGET (cont'd)**

**ATTACHMENT No [4] - Moira Shire Council's Proposed 2015 16 Budget**



4.2 Income

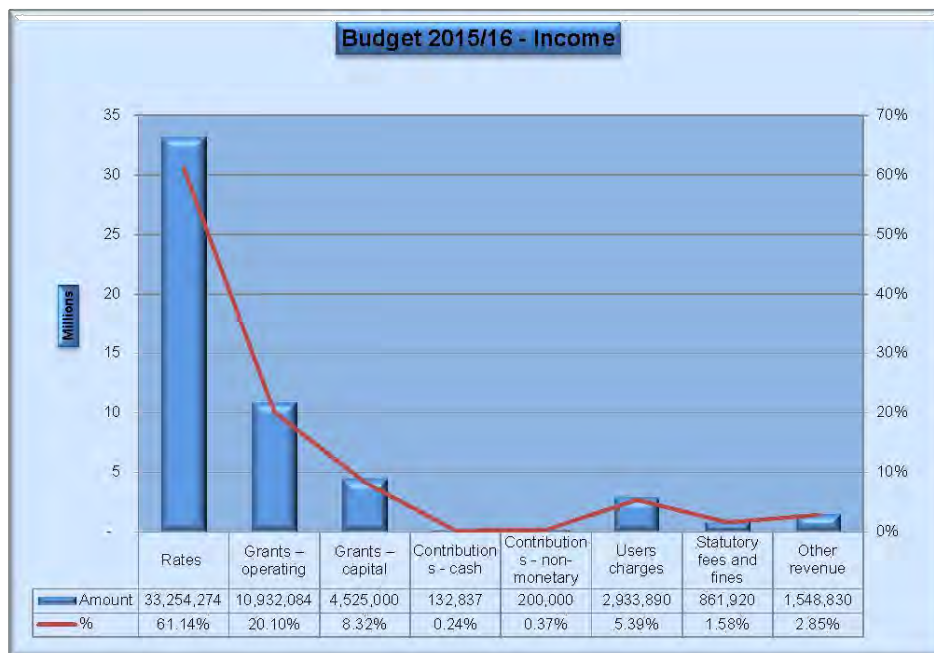
		Current Year	Adopted	
		Forecast	Budget	Variance
Revenue Types	Ref.	2014/15	2015/16	
		\$'000	\$'000	\$'000
Rates	5.2.1	31,461	33,254	1,793
Grants – operating	5.2.2	11,430	10,932	(498)
Grants – capital	5.2.3	5,596	4,525	(1,071)
Contributions - cash	5.2.4	115	133	18
Contributions - non-monetary	5.2.5	200	200	-
Users charges	5.2.6	2,893	2,934	41
Statutory fees and fines	5.2.7	914	862	(52)
Other revenue	5.2.8	1,141	1,549	408
<b>Total operating revenue</b>		<b>53,749</b>	<b>54,389</b>	<b>640</b>

FILE NO: 100.00.01  
4. ORGANISATION

ITEM NO: 7.1  
(TEAM LEADER - FINANCIAL  
ACCOUNTANT, RAMKI SUBRAMANIAM)  
(GENERAL MANAGER - CORPORATE,  
LEANNE MULCAHY)

**MOIRA SHIRE COUNCIL PROPOSED 2015/16 BUDGET (cont'd)**

**ATTACHMENT No [4] - Moira Shire Council's Proposed 2015 16 Budget**



**4.2.1 Rates and charges (\$1.79 million increase)**

It is proposed that income raised by all rates and charges be increased by 5.5% or \$2.26 million over 2014/15 to \$33.25 million. This includes increases in general rates of 4%; Municipal Charge of 4%; kerbside waste charge of 4.0%. Section 9. Rating Information includes a more detailed analysis of the rates and charges to be levied for 2015/16. Information on rates and charges specifically required by the Regulations is included in Appendix B.

**4.2.2 Statutory fees and fines (\$0.05 million decrease)**

Statutory fees relate mainly to fees and fines levied in accordance with legislation and include animal registrations, *Public Health and Wellbeing Act 2008* registrations and parking fines. Increases in statutory fees are made in accordance with legislative requirements.

Statutory fees and fines are projected to decrease by 5.7% or \$0.52 million over 2014/15 are mainly due to lower Town Planning and Building fees.

A detailed listing of fees and charges is included in Appendix D.

**4.2.3 User fees (\$0.04 million increase)**

User charges relate mainly to the recovery of service delivery costs through the charging of fees to users of Council's services. These include use of leisure, entertainment and other community facilities and the provision of human services such as family day care and home help services. In setting the budget, the key principle for determining the level of user charges has been to ensure that increases do not exceed CPI increases or market levels.

User charges are projected to increase by 1.4% or \$0.41 million over 2014/15. The main area contributing to the increase is rental charges for Council leased properties.

FILE NO: 100.00.01  
4. ORGANISATION

ITEM NO: 7.1  
(TEAM LEADER - FINANCIAL  
ACCOUNTANT, RAMKI SUBRAMANIAM)  
(GENERAL MANAGER - CORPORATE,  
LEANNE MULCAHY)

**MOIRA SHIRE COUNCIL PROPOSED 2015/16 BUDGET (cont'd)**

**ATTACHMENT No [4] - Moira Shire Council's Proposed 2015 16 Budget**



A detailed listing of fees and charges is included in Appendix D.

**4.2.4 Contributions - monetary (\$0.02 million increase)**

Contributions relate to monies paid by developers in regard to public resort and recreation, drainage and car parking in accordance with planning permits issued for property development.

**4.2.5 Grants - operating (\$0.50 million decrease)**

Operating grants include all monies received from State and Federal sources for the purposes of funding the delivery of Council's services to ratepayers. Overall, the level of operating grants is projected to decrease by 4.4% or \$0.50 million compared to 2014/15. A list of operating grants by type and source, classified into recurrent and non-recurrent, is included below

Operating Grants	Forecast 2014/15	Budget 2015/16
<b>Non-recurrent - State Government</b>		
Community health and safety	(46)	(28)
Economic Development	(90)	(30)
Environmental Programs	(432)	(130)
Flood Mitigation	(40)	-
Other	(5)	(21)
Recreation, leisure and community activities	(30)	-
Recreational, leisure and community facilities	(25)	-
<b>Non-recurrent - State Government Total</b>	<b>(668)</b>	<b>(309)</b>
<b>Recurrent - State Government</b>		
Community health and safety	(74)	(66)
Economic Development	(10)	(10)
Environmental Programs	(30)	(20)
Maternal and child health	(255)	(290)
Other	(8)	(1)
Recreation, leisure and community activities	(65)	(65)
Roadside weeds and pest management	(50)	-

FILE NO: 100.00.01  
4. ORGANISATION

ITEM NO: 7.1  
(TEAM LEADER - FINANCIAL  
ACCOUNTANT, RAMKI SUBRAMANIAM)  
(GENERAL MANAGER - CORPORATE,  
LEANNE MULCAHY)

**MOIRA SHIRE COUNCIL PROPOSED 2015/16 BUDGET (cont'd)**

**ATTACHMENT No [4] - Moira Shire Council's Proposed 2015 16 Budget**



Operating Grants	Forecast 2014/15	Budget 2015/16
School crossing supervisors	(16)	(17)
Recurrent - State Government Total	(507)	(468)
Recurrent - Commonwealth Government		
Family day care	(510)	(491)
Victoria Grants Commission	(9,745)	(9,765)
Recurrent - Commonwealth Government Total	(10,256)	(10,256)
<b>Grand Total</b>	<b>(11,430)</b>	<b>(10,932)</b>



FILE NO: 100.00.01  
4. ORGANISATION

ITEM NO: 7.1  
(TEAM LEADER - FINANCIAL  
ACCOUNTANT, RAMKI SUBRAMANIAM)  
(GENERAL MANAGER - CORPORATE,  
LEANNE MULCAHY)

**MOIRA SHIRE COUNCIL PROPOSED 2015/16 BUDGET (cont'd)**

**ATTACHMENT No [4] - Moira Shire Council's Proposed 2015 16 Budget**



**4.2.6 Grants – capital (\$1.07 million decrease)**

Capital grants include all monies received from State and Federal sources for the purposes of funding the delivery of Council's infrastructure services to ratepayers. Overall, the level of capital grants is projected to decrease due to completion of one-off infrastructure projects.

Capital Grants	Forecast 2014/15	Budget 2015/16
Recurrent - Commonwealth Government		
Roads to recovery	(1,665)	(3,200)
Recurrent - Commonwealth Government Total	(1,665)	(3,200)
Non-recurrent - Commonwealth Government		
Roads - black spot program	(295)	-
Non-recurrent - Commonwealth Government Total	(295)	-
Non-recurrent - State Government		
Aerodrome	-	(400)
Buildings	(1,082)	(250)
Country roads and bridges	(1,000)	-
Drainage	(250)	-
Parks, open space and streetscapes	(960)	-
Recreational, leisure and community facilities	(343)	-
Roads	-	(675)
Non-recurrent - State Government Total	(3,635)	(1,325)
<b>Grand Total</b>	<b>(5,595)</b>	<b>(4,525)</b>

FILE NO: 100.00.01  
4. ORGANISATION

ITEM NO: 7.1  
(TEAM LEADER - FINANCIAL  
ACCOUNTANT, RAMKI SUBRAMANIAM)  
(GENERAL MANAGER - CORPORATE,  
LEANNE MULCAHY)

**MOIRA SHIRE COUNCIL PROPOSED 2015/16 BUDGET (cont'd)**

**ATTACHMENT No [4] - Moira Shire Council's Proposed 2015 16 Budget**



**4.2.7 Other revenue (\$0.41 million increase)**

Other revenues include Capital contributions, reimbursement and subsidies, interest from investments. The increase of \$0.4 million is mainly due to higher level of capital contribution expected as against 2014/15.

**4.3 Expenses**

Expenditure Types	Current Year	Adopted	
	Forecast	Budget	Variance
	2014/15	2015/16	
	\$'000	\$'000	\$'000
Employee costs	18,611	19,699	1,088
Materials and services	11,230	11,003	(227)
External Contract Services	5,756	6,345	590
Depreciation and amortisation	8,740	8,886	146
Interest on borrowings	527	465	(63)
Other expenses	6,047	6,143	96
<b>Total operating expenditure</b>	<b>50,910</b>	<b>52,541</b>	<b>1,630</b>

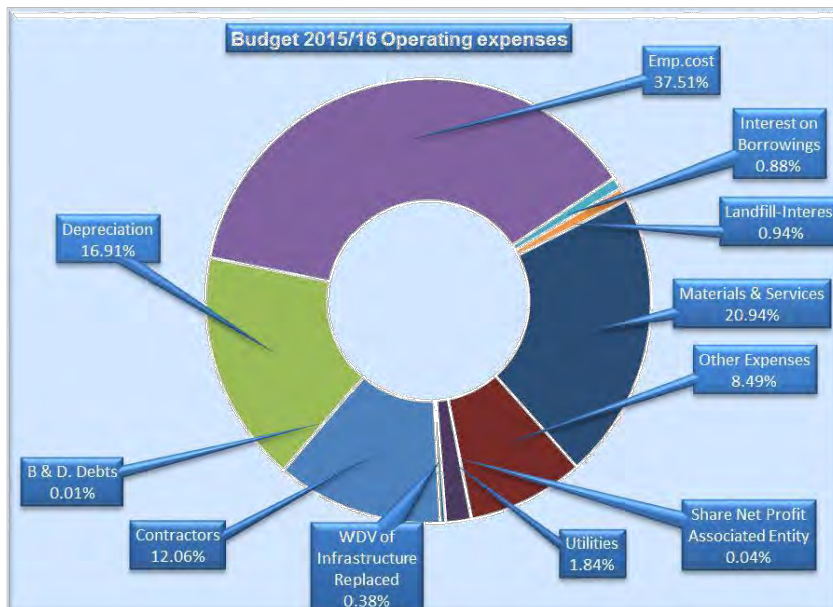
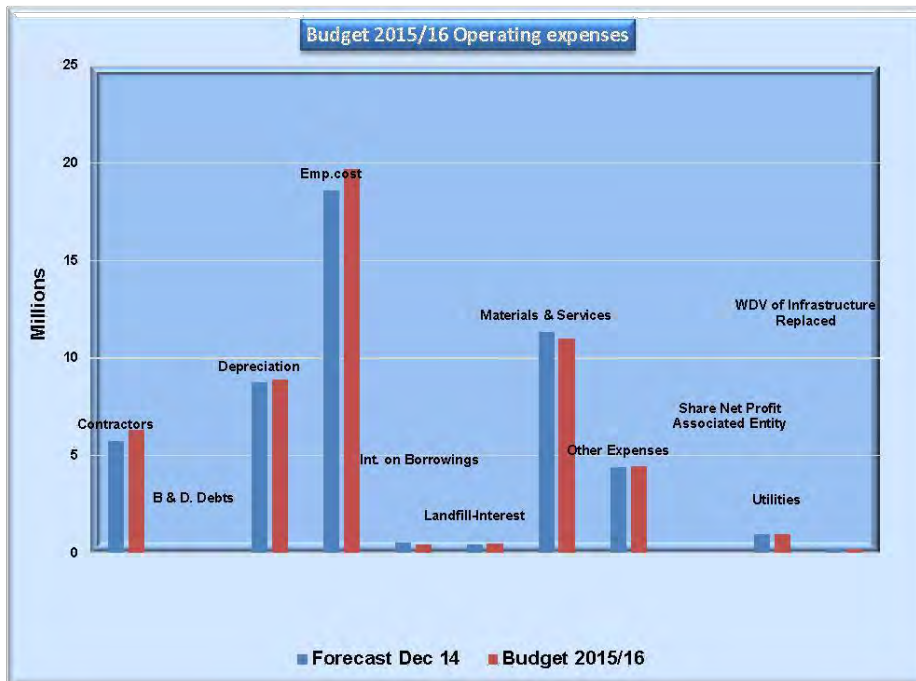


FILE NO: 100.00.01  
4. ORGANISATION

ITEM NO: 7.1  
(TEAM LEADER - FINANCIAL  
ACCOUNTANT, RAMKI SUBRAMANIAM)  
(GENERAL MANAGER - CORPORATE,  
LEANNE MULCAHY)

**MOIRA SHIRE COUNCIL PROPOSED 2015/16 BUDGET (cont'd)**

**ATTACHMENT No [4] - Moira Shire Council's Proposed 2015 16 Budget**



FILE NO: 100.00.01  
4. ORGANISATION

ITEM NO: 7.1  
(TEAM LEADER - FINANCIAL  
ACCOUNTANT, RAMKI SUBRAMANIAM)  
(GENERAL MANAGER - CORPORATE,  
LEANNE MULCAHY)

**MOIRA SHIRE COUNCIL PROPOSED 2015/16 BUDGET (cont'd)**

**ATTACHMENT No [4] - Moira Shire Council's Proposed 2015 16 Budget**



**4.3.1 Employee costs (\$1.09 million increase)**

Employee costs include all labour related expenditure such as wages and salaries and on-costs such as allowances, leave entitlements, employer superannuation, rostered days off, etc.

The increase in Employee costs is due to three key factors:

- increments in accordance with Council's Enterprise Bargaining Agreement (EBA),
- full year effect on employment of staff appointed during 2014-15
- organisation structural changes and reallocating of staff

A summary of planned human resources expenditure categorized according to the organizational structure of Council is included below:

	Budget 2015/16	Permanent Full time	Permanent Part time
Department	\$'000	\$'000	\$'000
Asset management	1,935.2	1,919.0	16.2
Community services	2,463.3	1,353.7	1,109.6
Corporate Services	4,029.1	3,893.6	135.5
Culture and leisure	624.8	403.2	221.6
Environment and amenity	2,618.3	2,127.2	491.1
Shire services	7,220.7	6,864.4	356.3
<b>Total permanent staff expenditure</b>	<b>18,891.5</b>	<b>16,561.1</b>	<b>2,330.4</b>
Casuals and other expenditure	1,476.1		
Capitalised Labour costs	-		
<b>Total expenditure</b>	<b>20,367.6</b>		

FILE NO: 100.00.01  
4. ORGANISATION

ITEM NO: 7.1  
(TEAM LEADER - FINANCIAL  
ACCOUNTANT, RAMKI SUBRAMANIAM)  
(GENERAL MANAGER - CORPORATE,  
LEANNE MULCAHY)

**MOIRA SHIRE COUNCIL PROPOSED 2015/16 BUDGET (cont'd)**

**ATTACHMENT No [4] - Moira Shire Council's Proposed 2015 16 Budget**



A summary of the number of full time equivalent (FTE) Council staff in relation to the above expenditure is included below

	Budget 2015/16	Permanent Full time	Permanent Part time
Department	FTE	FTE	FTE
Asset management	19.3	19.1	0.2
Community services	25.0	13.1	11.9
Corporate Services	44.9	43.1	1.8
Culture and leisure	8.0	4.8	3.2
Environment and amenity	29.2	22.5	6.7
Shire services	69.1	65.1	4.0
<b>Total permanent staff expenditure</b>	<b>195.4</b>	<b>167.7</b>	<b>27.7</b>
Casuals and other expenditure	12.3		
Capitalised Labour costs	-		
<b>Total expenditure</b>	<b>207.7</b>		

**4.3.2 Materials and services (\$0.23 million decrease)**

Materials and services include the purchases of consumables, utility costs. Materials and services are forecast to decrease by 2.0% or \$0.23 million compared to 2014/15. The main areas contributing to the decrease are the one-off costs associated with the introduction of the Organic Waste Service and savings from various waste management programs.

**4.3.3 External Contract Services (\$0.59 million increase)**

External contracts are forecast to increase by 10.25% or \$0.59 million compared to 2014/15. The main areas contributing to this increase are the full year impact of the introduction of the Organic Waste Service and the costs associated with the statutory revaluation of all properties in the 2015/16 financial year.

**4.3.4 Depreciation and amortisation (\$0.15 million increase)**

Depreciation is an accounting measure which attempts to allocate the value of an asset over its useful life for Council's property, plant and equipment including infrastructure assets such as roads and drains. The increase of \$0.15 million for 2015/16 is due mainly to the completion of the 2015/16 capital works program and the full year effect of depreciation on the 2014/15 capital works program. Refer to Section 6, 'Analysis of Capital Budget' for a more detailed analysis of Council's capital works program for the 2015/16 year.

FILE NO: 100.00.01  
4. ORGANISATION

ITEM NO: 7.1  
(TEAM LEADER - FINANCIAL  
ACCOUNTANT, RAMKI SUBRAMANIAM)  
(GENERAL MANAGER - CORPORATE,  
LEANNE MULCAHY)

**MOIRA SHIRE COUNCIL PROPOSED 2015/16 BUDGET (cont'd)**

**ATTACHMENT No [4] - Moira Shire Council's Proposed 2015 16 Budget**



**4.3.5 Borrowing costs (\$0.06 million decrease)**

Borrowing costs relate to interest charged by financial institutions on funds borrowed. The reduction in borrowing costs results from the planned reduction in borrowings due to repayment of principal in accordance with loan agreements.

**4.3.6 Other expenses (\$0.10 million increase)**

Other items of expense relate to a range of unclassified items including contributions to community groups, councillor expenses and other miscellaneous expenditure items. Other expenses are forecast to increase by 1.6% or \$0.10 million compared to 2014/15. This is mainly due to increased insurance costs and increases in Council's contribution to the GV Library and other community organisations.

**5. Analysis of budgeted cash position**

This section analyses the expected cash flows from the operating, investing and financing activities for Council for the 2015/16 year. Budgeting cash flows for Council is a key factor in setting the level of rates and providing a guide to the level of capital expenditure that can be sustained with or without using existing cash reserves.

The analysis is based on three main categories of cash flows:

- **Operating Activities** – Refers to the cash generated or used in the normal service delivery functions of Council. Cash remaining after paying for the provision of services to the community may be available for investment in capital works, or repayment of debt.
- **Investing Activities** – Refers to cash generated or used in the enhancement or creation of infrastructure and other assets. These activities also include the acquisition and sale of other assets such as vehicles, property and equipment.
- **Financing Activities** – Refers to cash generated or used in the financing of Council functions and include borrowings from financial institutions and advancing of repayable loans to other organisations. These activities also include repayment of the principal component of loan repayments for the year.

**5. Analysis of budgeted cash position**

This section analyses the expected cash flows from the operating, investing and financing activities of Council for the 2015/16 year. Budgeting cash flows for Council is a key factor in setting the level of rates and providing a guide to the level of capital expenditure that can be sustained with or without using existing cash reserves.

The analysis is based on three main categories of cash flows:

- **Operating activities** - Refers to the cash generated or used in the normal service delivery functions of Council. Cash remaining after paying for the provision of services to the community may be available for investment in capital works, or repayment of debt
- **Investing activities** - Refers to cash generated or used in the enhancement or creation of infrastructure and other assets. These activities also include the acquisition and sale of other assets such as vehicles, property and equipment
- **Financing activities** - Refers to cash generated or used in the financing of Council functions and include borrowings from financial institutions and advancing of repayable loans to other organisations. These activities also include repayment of the principal component of loan repayments for the year.



FILE NO: 100.00.01  
4. ORGANISATION

ITEM NO: 7.1  
(TEAM LEADER - FINANCIAL  
ACCOUNTANT, RAMKI SUBRAMANIAM)  
(GENERAL MANAGER - CORPORATE,  
LEANNE MULCAHY)

**MOIRA SHIRE COUNCIL PROPOSED 2015/16 BUDGET (cont'd)**

**ATTACHMENT No [4] - Moira Shire Council's Proposed 2015 16 Budget**



5.1 Budgeted cash flow statement

	Current Year Forecast	Adopted Budget	Variance
CASH FLOWS FROM OPERATING ACTIVITIES	2014/15	2015/16	(Outflow)
	\$'000	\$'000	\$'000
<b>CASH FLOWS FROM OPERATING ACTIVITIES</b>			
Receipts from Ratepayers	31,234	33,062	1,827
Receipts from Grants	17,026	15,457	(1,568)
Contributions	308	820	512
Reimbursements and Subsidies	60	63	3
User Charges/Statutory Fees & Fines	3,731	3,829	98
Interest Received	360	350	(10)
Other Receipts	448	366	(82)
Proceeds from Sale of Land held for Resale	142	100	(42)
Net GST refund	-	-	-
Payments to Employees	(18,149)	(19,215)	(1,066)
Payments to Suppliers	(17,987)	(18,229)	(241)
Interest paid	(527)	(465)	63
Payments for Purchase of Land held for Resale	(300)	(300)	0
Other payments	(4,400)	(4,459)	(59)
<b>NET CASH FLOWS FROM OPERATING ACTIVITIES</b>	<b>11,944</b>	<b>11,379</b>	<b>(565)</b>
<b>CASHFLOWS FROM INVESTING ACTIVITIES</b>			
Proceeds from Sale of Fixed Assets	67	101	33
From Community Organisations	-	-	-
Recoupment of Loans/Advances	(15)	15	30
Payments for Purchase of Fixed Assets	(10,892)	(11,571)	(680)

FILE NO: 100.00.01  
4. ORGANISATION

ITEM NO: 7.1  
(TEAM LEADER - FINANCIAL  
ACCOUNTANT, RAMKI SUBRAMANIAM)  
(GENERAL MANAGER - CORPORATE,  
LEANNE MULCAHY)

**MOIRA SHIRE COUNCIL PROPOSED 2015/16 BUDGET (cont'd)**

**ATTACHMENT No [4] - Moira Shire Council's Proposed 2015 16 Budget**



	Current Year Forecast	Adopted Budget	Variance
<b>CASH FLOWS FROM OPERATING ACTIVITIES</b>	2014/15	2015/16	(Outflow)
	\$'000	\$'000	\$'000
<b>NET CASHFLOWS FROM INVESTING ACTIVITIES</b>	(10,839)	(11,456)	(617)
<b>CASH FLOWS FROM FINANCING ACTIVITIES</b>			
Repayment of Borrowings	(830)	(892)	(63)
Repayment of Non-Interest Bearing Liabilities	(60)	(60)	-
Increase/(decrease) of Trust Monies	16	17	0
Proceeds from Borrowings	-	-	-
<b>NET CASH FLOWS FROM FINANCING ACTIVITIES</b>	(873)	(936)	(62)
<b>NET CHANGE IN CASH HELD</b>	232	(1,012)	(1,244)
Cash at Beginning of the Financial Year	14,438	14,670	232
<b>CASH AT END OF FINANCIAL YEAR</b>	14,670	13,658	(1,012)

FILE NO: 100.00.01  
4. ORGANISATION

ITEM NO: 7.1  
(TEAM LEADER - FINANCIAL  
ACCOUNTANT, RAMKI SUBRAMANIAM)  
(GENERAL MANAGER - CORPORATE,  
LEANNE MULCAHY)

**MOIRA SHIRE COUNCIL PROPOSED 2015/16 BUDGET (cont'd)**

**ATTACHMENT No [4] - Moira Shire Council's Proposed 2015 16 Budget**



**5.1.1 Operating activities (\$52 million decrease)**

The decrease in cash flows from operating activities is due mainly to decrease in Operating and Capital grants relating to one-off projects and the freeze in the Victorian Grants funding from the year 2015/16.

The net cash flow from operating activities does not equal the surplus/deficit for the year as the expected revenues and expenses of the Council include non-cash items which have been excluded from the Cash Flow Statement. The budgeted operating result is reconciled to budgeted cash flows available from operating activities as set out in the following table.

	Current Year	Adopted	
	Forecast	Budget	Variance
	2014/15	2015/16	
	\$'000	\$'000	\$'000
<b>Surplus (deficit) for the year</b>	2,839	1,848	(990)
Contributed assets	(200)	(200)	-
Bad and doubtful debts	5	5	-
Depreciation	8,740	8,886	146
Interest on unwinding of discount on provisions	430	491	62
Loss (gain) on sale of assets	-	-	-
Share of net loss of associated entity	20	20	-
Written down value of Infrastructure replaced	200	200	-
Net movement in current assets and liabilities [balancing figure]	69	329	260
<b>Cash flows available from operating activities</b>	<b>12,103</b>	<b>11,580</b>	<b>(523)</b>



FILE NO: 100.00.01  
4. ORGANISATION

ITEM NO: 7.1  
(TEAM LEADER - FINANCIAL  
ACCOUNTANT, RAMKI SUBRAMANIAM)  
(GENERAL MANAGER - CORPORATE,  
LEANNE MULCAHY)

**MOIRA SHIRE COUNCIL PROPOSED 2015/16 BUDGET (cont'd)**

**ATTACHMENT No [4] - Moira Shire Council's Proposed 2015 16 Budget**



**5.1.2 Investing activities (\$6 million decrease)**

The decrease in investment activities is mainly due to increase in capital expenditure for 2015/16 due to carry forward of projects from 2014/15.

**5.1.3 Cash and cash equivalents at the end of the year (\$1.0 million)**

Overall, total cash and investments is forecast to decrease by \$1 million as at 30 June 2016.

**5.2 Restricted reserves**

Cash and cash equivalents held by Council are restricted in part and not fully available for Council's operations. The budgeted cash flow statement above indicates that Council is estimating at 30 June 2016 it will have cash and investments of \$13.67 million, which has been restricted as shown in the following table.

	Current Year	Adopted	Strategic Resource Plan		
RESTRICTED RESERVES	Forecast	Budget	Projections		
	2014/15	2015/16	2016/17	2017/18	2018/19
	\$'000	\$'000	\$'000	\$'000	\$'000
Total Cash and investments	14,670	13,658	12,350	9,618	8,287
<b>Restricted cash &amp; investments</b>					
Statutory reserves	(1,311)	(1,341)	(1,371)	(1,401)	(1,431)
Trust funds and deposits	(565)	(582)	(600)	(618)	(636)
<b>Unrestricted cash and investments</b>	<b>12,794</b>	<b>11,735</b>	<b>10,379</b>	<b>7,599</b>	<b>6,220</b>

**5.2.1 Statutory reserves (\$1.3 million)**

These funds must be applied for specified statutory purposes in accordance with various legislative requirements. While these funds earn interest revenues for Council, the funds are not available for other purposes.

**5.2.2 Trust funds and deposits (\$0.6 million)**

These funds are received for specific purposes and after the compliance period the amounts are to be refunded.

FILE NO: 100.00.01  
4. ORGANISATION

ITEM NO: 7.1  
(TEAM LEADER - FINANCIAL  
ACCOUNTANT, RAMKI SUBRAMANIAM)  
(GENERAL MANAGER - CORPORATE,  
LEANNE MULCAHY)

**MOIRA SHIRE COUNCIL PROPOSED 2015/16 BUDGET (cont'd)**

**ATTACHMENT No [4] - Moira Shire Council's Proposed 2015 16 Budget**



**6: Analysis of capital budget**

This section analyses the planned capital works expenditure budget for the 2015/16 year and the sources of funding for the capital budget. Further detail on the capital works program can be found in Appendix C.

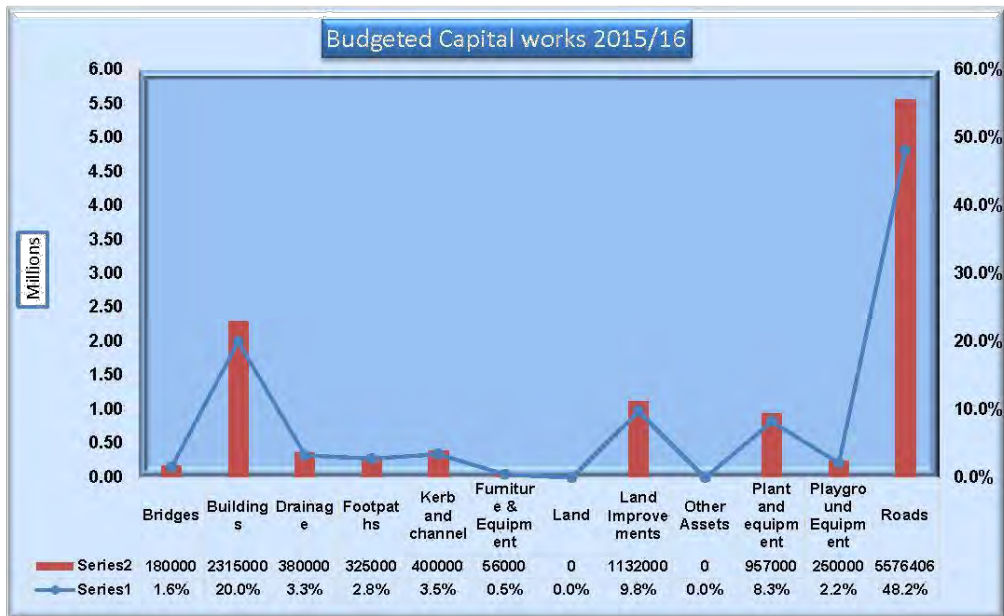
	Ref	Current Year	Adopted	Variance
		Forecast	Budget	
Capital Expenditure by Asset Type		2014/15	2015/16	
		\$'000	\$'000	\$'000
Bridges	6.2.1		180	180
Buildings	6.2.2	1,281	2,315	1,034
Drainage	6.2.3	525	380	(145)
Footpaths	6.2.4	80	325	245
Kerb and channel	6.2.5	400	400	-
Furniture & Equipment	6.2.6		56	56
Land	6.2.7		-	-
Land Improvements	6.2.8	2,408	1,132	(1,276)
Other Assets	6.2.9	175	-	(175)
Plant and equipment	6.2.10	801	957	156
Playground Equipment	6.2.11		250	250
Roads	6.2.12	5,220	5,576	356
<b>Total Capital Works</b>		<b>10,892</b>	<b>11,571</b>	<b>680</b>
<b>Represented by:</b>				
Renewal	6.2.13	6,706	6,637	(69)
Upgrade	6.2.14	3,447	2,351	(1,096)
Expansion	6.2.15	739	2,583	1,844
<b>Total Capital Works</b>		<b>10,892</b>	<b>11,571</b>	<b>680</b>

FILE NO: 100.00.01  
4. ORGANISATION

ITEM NO: 7.1  
(TEAM LEADER - FINANCIAL  
ACCOUNTANT, RAMKI SUBRAMANIAM)  
(GENERAL MANAGER - CORPORATE,  
LEANNE MULCAHY)

**MOIRA SHIRE COUNCIL PROPOSED 2015/16 BUDGET (cont'd)**

**ATTACHMENT No [4] - Moira Shire Council's Proposed 2015 16 Budget**



FILE NO: 100.00.01  
4. ORGANISATION

ITEM NO: 7.1  
(TEAM LEADER - FINANCIAL  
ACCOUNTANT, RAMKI SUBRAMANIAM)  
(GENERAL MANAGER - CORPORATE,  
LEANNE MULCAHY)

**MOIRA SHIRE COUNCIL PROPOSED 2015/16 BUDGET (cont'd)**

**ATTACHMENT No [4] - Moira Shire Council's Proposed 2015 16 Budget**



**6.2 Funding sources**

	Current Year	Adopted	
	Forecast	Budget	Variance
	2014/15	2015/16	
	\$'000	\$'000	\$'000
<b>External</b>			
Proceeds on sale of assets	142	100	(42)
Special charge scheme	-	-	-
Grants – Capital	5,596	4,525	(1,070)
Community contributions	193	688	494
New loan borrowings	-	-	-
<b>Internal</b>			
Cash and investments	4,961	6,259	1,298
<b>Total funding sources</b>	<b>10,892</b>	<b>11,572</b>	<b>681</b>

FILE NO: 100.00.01  
4. ORGANISATION

ITEM NO: 7.1  
(TEAM LEADER - FINANCIAL  
ACCOUNTANT, RAMKI SUBRAMANIAM)  
(GENERAL MANAGER - CORPORATE,  
LEANNE MULCAHY)

**MOIRA SHIRE COUNCIL PROPOSED 2015/16 BUDGET (cont'd)**

**ATTACHMENT No [4] - Moira Shire Council's Proposed 2015 16 Budget**



**7. Analysis of budgeted financial position**

This section analyses the movements in the assets, liabilities and equity between 2014/15 and 2015/16. It also considers a number of key financial performance indicators.

**7.1 Budgeted balance sheet**

BUDGETED BALANCE SHEET	Current Year Forecast	Adopted Budget	Variance
	2014/15	2015/16	(Outflow)
	\$'000	\$'000	\$'000
<b>Current Assets</b>			
Cash Assets	14,670	13,658	(1,012)
Receivables	3,700	3,766	66
Inventory	424	438	15
Land held for Resale	231	441	210
Other	123	127	4
<b>Total Current Assets</b>	<b>19,148</b>	<b>18,431</b>	<b>(717)</b>
<b>Non-Current Assets</b>			
Receivables	57	131	74
Property Plant and Equipment	499,930	501,806	1,875
Intangible Assets	910	910	-
Investments in Associate	629	609	(20)
<b>Total Non-Current Assets</b>	<b>501,526</b>	<b>503,456</b>	<b>1,929</b>
<b>TOTAL ASSETS</b>	<b>520,674</b>	<b>521,886</b>	<b>1,212</b>
<b>Current Liabilities</b>			
Payables	2,800	2,905	106
Trusts	565	582	17
Interest Bearing Liabilities	892	966	73
Non-Interest Bearing Liabilities	60	60	-



FILE NO: 100.00.01  
4. ORGANISATION

ITEM NO: 7.1  
(TEAM LEADER - FINANCIAL  
ACCOUNTANT, RAMKI SUBRAMANIAM)  
(GENERAL MANAGER - CORPORATE,  
LEANNE MULCAHY)

**MOIRA SHIRE COUNCIL PROPOSED 2015/16 BUDGET (cont'd)**

**ATTACHMENT No [4] - Moira Shire Council's Proposed 2015 16 Budget**



BUDGETED BALANCE SHEET	Current Year Forecast	Adopted Budget	Variance
	2014/15	2015/16	(Outflow)
	\$'000	\$'000	\$'000
Employee Benefits	3,781	4,198	417
Provision for Landfill Rehabilitation	1,003	970	(32)
<b>Total Current Liabilities</b>	<b>9,101</b>	<b>9,682</b>	<b>580</b>
<b>Non-Current Liabilities</b>			
Trade and Other Payables	-	-	
Interest Bearing Liabilities	5,579	4,614	(966)
Non-Interest Bearing Liabilities	60	0	(60)
Employee Benefits	401	468	67
Provision for Landfill Rehabilitation	8,030	7,772	(258)
<b>Total Non-Current Liabilities</b>	<b>14,070</b>	<b>12,853</b>	<b>(1,217)</b>
<b>TOTAL LIABILITIES</b>	<b>23,172</b>	<b>22,535</b>	<b>(636)</b>
<b>NET ASSETS</b>	<b>497,503</b>	<b>499,351</b>	<b>1,848</b>
<b>EQUITY</b>			
Accumulated Surplus	174,302	108,571	(65,731)
Statutory Reserves	1,311	1,341	30
Asset Revaluation Reserves	321,890	389,439	67,549
<b>TOTAL EQUITY</b>	<b>497,503</b>	<b>499,351</b>	<b>1,848</b>

FILE NO: 100.00.01  
4. ORGANISATION

ITEM NO: 7.1  
(TEAM LEADER - FINANCIAL  
ACCOUNTANT, RAMKI SUBRAMANIAM)  
(GENERAL MANAGER - CORPORATE,  
LEANNE MULCAHY)

**MOIRA SHIRE COUNCIL PROPOSED 2015/16 BUDGET (cont'd)**

**ATTACHMENT No [4] - Moira Shire Council's Proposed 2015 16 Budget**



7.1.3 Working capital

	Current Year	Adopted	
	Forecast	Budget	Variance
	Adopted	2015/16	
	\$'000	\$'000	\$'000
Current assets	19,148	18,431	(717)
Current liabilities	9,101	9,682	580
Working capital	10,047	8,749	(1,298)
Restricted cash and investment current assets			-
Statutory reserves	-	-	-
Cash used to fund fund carry forward capital works	-	-	-
Trust fund and deposits	-	-	
Unrestricted working capital	10,047	8,749	(1,298)
			-



FILE NO: 100.00.01  
4. ORGANISATION

ITEM NO: 7.1  
(TEAM LEADER - FINANCIAL  
ACCOUNTANT, RAMKI SUBRAMANIAM)  
(GENERAL MANAGER - CORPORATE,  
LEANNE MULCAHY)

**MOIRA SHIRE COUNCIL PROPOSED 2015/16 BUDGET (cont'd)**

**ATTACHMENT No [4] - Moira Shire Council's Proposed 2015 16 Budget**



**8. Strategic resource plan and financial performance indicators**

This section includes an extract of the adopted Strategic Resource Plan to provide information on the long term financial projections of the Council.

**8.1 Plan Development**

The Act requires a SRP to be prepared describing both financial and non-financial resources (including Human Resources) for at least the next four financial years to achieve the strategic objectives in the Council Plan. In preparing the SRP, Council must take into account all other plans and strategies in regard to services and initiatives which commit financial and non-financial resources for the period of the SRP.

Council has prepared a SRP for the four years 2015/16 to 2018/19 as part of its ongoing financial planning to assist in adopting a budget within a longer term framework. The SRP takes the strategic objectives and strategies as specified in the Council Plan and expresses them in financial terms for the next four years.

The key objective, which underlines the development of the SRP, is financial sustainability in the medium to long term, while still achieving Council's strategic objectives as specified in the Council Plan. The key objectives, which underpin the SRP, are:

- Financial sustainability in the medium to long term
- Delivering Council strategic objectives as specified in the Council Plan

In preparing the SRP, Council has also been mindful of the need to comply with the following Principles of Sound Financial Management as contained in the Act:

- Prudently manage financial risks relating to debt, assets and liabilities
- Provide reasonable stability in the level of rate burden
- Consider the financial effects of Council decisions on future generations
- Provide full, accurate and timely disclosure of financial information

The SRP is updated annually through a rigorous process of consultation with Council service providers followed by a detailed sensitivity analysis to achieve the key financial objectives.

FILE NO: 100.00.01  
4. ORGANISATION

ITEM NO: 7.1  
(TEAM LEADER - FINANCIAL  
ACCOUNTANT, RAMKI SUBRAMANIAM)  
(GENERAL MANAGER - CORPORATE,  
LEANNE MULCAHY)

**MOIRA SHIRE COUNCIL PROPOSED 2015/16 BUDGET (cont'd)**

**ATTACHMENT No [4] - Moira Shire Council's Proposed 2015 16 Budget**

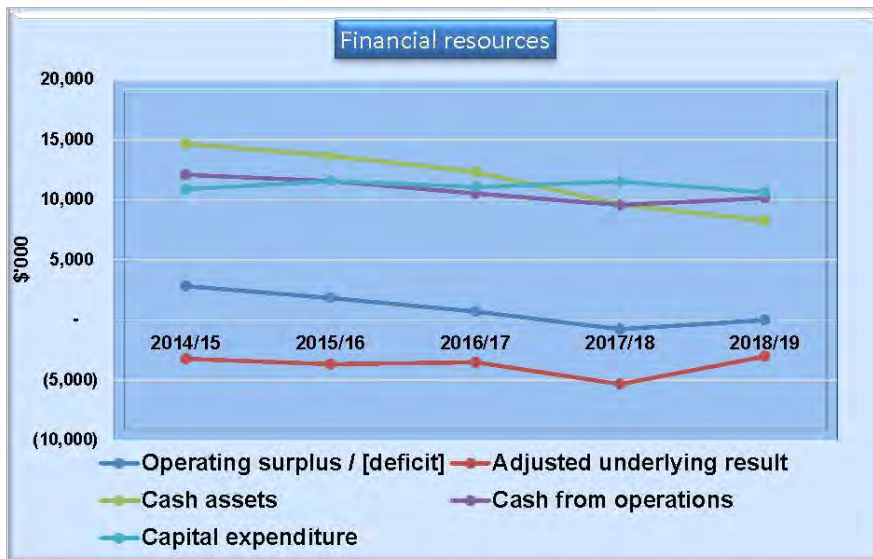


**8.2 Financial resources**

The following table summarises the key financial indicators for the next four years as set out in the SRP years 2015/16 to 2018/19. Appendix A includes a more detailed analysis of the financial resources over the four year period.

Indicator	Current Year	Adopted Budget	Strategic Resource Plan Projections			Trend
	Forecast 2014/15	2015/16	2016/17	2017/18	2018/19	
	\$'000	\$'000	\$'000	\$'000	\$'000	
Operating surplus / [deficit]	2,839	1,848	714	(750)	4	
Adjusted underlying result	(3,217)	(3,665)	(3,511)	(5,325)	(3,021)	
Cash assets	14,670	13,658	12,350	9,618	8,287	
Cash from operations	12,102	11,579	10,539	9,577	10,159	
Capital expenditure	10,892	11,571	11,096	11,535	10,635	

The following graph shows the general financial indicators over the four year period.



FILE NO: 100.00.01  
4. ORGANISATION

ITEM NO: 7.1  
(TEAM LEADER - FINANCIAL  
ACCOUNTANT, RAMKI SUBRAMANIAM)  
(GENERAL MANAGER - CORPORATE,  
LEANNE MULCAHY)

**MOIRA SHIRE COUNCIL PROPOSED 2015/16 BUDGET (cont'd)**

**ATTACHMENT No [4] - Moira Shire Council's Proposed 2015 16 Budget**



**8.3 Financial performance indicators**

The following table highlights Council's current and projected performance across a range of key financial indicators. These indicators provide a useful analysis of Council's financial position and performance and should be used in the context of the organisation's objectives.

Ratios	Current Year	Adopted	Strategic Resource Plan		
	Forecast	Budget	Projections		
	2014/15	2015/16	2016/17	2017/18	2018/19
<b>Victorian Auditor-General's office</b>					
Liquidity (working capital ratio) (Low risk: >1.5)	2.10	1.90	1.71	1.37	1.22
Underlying result (underlying surplus / underlying revenue) (Low risk: > 0%)	4.92%	3.04%	0.93%	(1.72)%	(0.34)%
Indebtedness ( Non-current liabilities / Own source revenue) (Low risk: 40% or lower)	38.8%	33.9%	30.3%	27.5%	25.0%
Self financing (net operating cash flows / underlying revenue) (Low risk: 20% or more)	22.57%	21.33%	19.15%	17.38%	17.65%
Investment gap (capital expenditure / depreciation) (Low risk: > 1.5)	1.25	1.30	1.22	1.24	1.12
<b>Other</b>					
Number of rateable assessments	16,462	17,103	17,531	17,969	18,418
Average rates & charges per assessment	\$1,911	\$1,944	\$1,999	\$2,045	\$2,092
Rates revenue / total revenue	59%	61%	64%	67%	67%
Operating expenses/assessment	\$3,093	\$3,072	\$3,096	\$3,113	\$3,122
Operating result per assessment	\$172.44	\$108	\$41	-\$42	\$
Capital expenditure / rate revenue	35.57%	35.70%	32.52%	32.20%	28.38%
Grants / total revenue	31.68%	28.42%	26.23%	23.22%	22.87%
Fees and charges / total revenue	7.08%	6.98%	7.22%	7.44%	7.34%

FILE NO: 100.00.01  
4. ORGANISATION

ITEM NO: 7.1  
(TEAM LEADER - FINANCIAL  
ACCOUNTANT, RAMKI SUBRAMANIAM)  
(GENERAL MANAGER - CORPORATE,  
LEANNE MULCAHY)

**MOIRA SHIRE COUNCIL PROPOSED 2015/16 BUDGET (cont'd)**

**ATTACHMENT No [4] - Moira Shire Council's Proposed 2015 16 Budget**



	Current Year	Adopted	Strategic Resource Plan		
	Forecast	Budget	Projections		
	2014/15	2015/16	2016/17	2017/18	2018/19
<b>Ratios</b>					
Total assets / assessments	\$30,221	\$29,197	\$28,525	\$27,788	\$27,110
Total liabilities / assessments	\$1,408	\$1,318	\$1,278	\$1,248	\$1,210
Capital outlays / total cash outflows	21.06%	21.51%	20.22%	20.37%	18.62%
Capital expenditure / assessments	\$680	\$694	\$650	\$659	\$594

Notes to indicators

- Adjusted underlying result** – An indicator of the sustainable operating result required to enable Council to continue to provide core services and meet its objectives.
- Working Capital** – The proportion of current liabilities represented by current assets. Working capital is forecast to decrease over the forecast period.
- Debt compared to rates** - Trend indicates Council's reducing reliance on debt against its annual rate revenue through redemption of long term debt.
- Rates Concentration** – Reflects extent of reliance on rate revenues to fund all of Council's ongoing services.

FILE NO: 100.00.01  
4. ORGANISATION

ITEM NO: 7.1  
(TEAM LEADER - FINANCIAL  
ACCOUNTANT, RAMKI SUBRAMANIAM)  
(GENERAL MANAGER - CORPORATE,  
LEANNE MULCAHY)

**MOIRA SHIRE COUNCIL PROPOSED 2015/16 BUDGET (cont'd)**

**ATTACHMENT No [4] - Moira Shire Council's Proposed 2015 16 Budget**



**8.4 Non-financial indicators**

In addition to the financial resources to be consumed over the planning period, Council will also consume non-financial resources, in particular human resources. A summary of Council's anticipated human resources requirements for the 2015/16 year is shown below and further detail is included in Section 4.3.1 of this budget. A statement of Human Resources is included in Appendix A.

Indicator	Forecast	Budget	Strategic resource Plan		
	2014/15	2015/16	2016/17	2017/18	2018/19
<b>Employee cost (\$'000)</b>					
Operating	17,920	19,024	19,690	20,379	21,092
Capital	1,078	1,344	1,391	1,439	1,490
<b>Total</b>	<b>18,998</b>	<b>20,368</b>	<b>21,080</b>	<b>21,818</b>	<b>22,582</b>
Employee numbers [EFT]	205	207.7	207.7	207.7	207.7

FILE NO: 100.00.01  
4. ORGANISATION

ITEM NO: 7.1  
(TEAM LEADER - FINANCIAL  
ACCOUNTANT, RAMKI SUBRAMANIAM)  
(GENERAL MANAGER - CORPORATE,  
LEANNE MULCAHY)

**MOIRA SHIRE COUNCIL PROPOSED 2015/16 BUDGET (cont'd)**

**ATTACHMENT No [4] - Moira Shire Council's Proposed 2015 16 Budget**



**9. Rating information**

This section contains information on Council's past and foreshadowed rating levels along with Council's rating structure and the impact of changes in property valuations. This section should be read in conjunction with Council's Rating Strategy which is available on Council's website.

**9.1 Rating context**

In developing the Strategic Resource Plan (referred to in Section 8.), rates and charges were identified as an important source of revenue, accounting for 61.14% of the total revenue received by Council annually. Planning for future rate increases has therefore been an important component of the Strategic Resource Planning process. The level of required rates and charges has been considered in this context, with reference to Council's other sources of income and the planned expenditure on services and works to be undertaken for the Victorian community.

	Total Rates &	Municipal Charge	Total Rates, Municipal & Waste Services
Year	Increase %	Increase %	\$'000
2015/16	4	4	33,254
2016/17	4	4	34,584
2017/18	4	4	35,968
2018/19	4	4	37,407



FILE NO: 100.00.01  
4. ORGANISATION

ITEM NO: 7.1  
(TEAM LEADER - FINANCIAL  
ACCOUNTANT, RAMKI SUBRAMANIAM)  
(GENERAL MANAGER - CORPORATE,  
LEANNE MULCAHY)

**MOIRA SHIRE COUNCIL PROPOSED 2015/16 BUDGET (cont'd)**

**ATTACHMENT No [4] - Moira Shire Council's Proposed 2015 16 Budget**



<i>The rate in the dollar for each type of rate to be levied</i>		
Type of Property	2014/15	2015/16
	cents/CIV	cents/CIV
General Vacant	0.7695	0.8003
General Building	0.3848	0.4002
Farm Vacant	0.3848	0.4002
Farm Building	0.3848	0.4002
Commercial Vacant	0.7695	0.8003
Commercial Building	0.5387	0.5602
Industrial Vacant	0.7695	0.8003
Industrial Building	0.5387	0.5602
Rural Vacant	0.7695	0.8003
Rural Building	0.3848	0.4002
Cultural & Recreational	0.3729	0.3878
DHS Elderly	0.1953	0.2031



FILE NO: 100.00.01  
4. ORGANISATION

ITEM NO: 7.1  
(TEAM LEADER - FINANCIAL  
ACCOUNTANT, RAMKI SUBRAMANIAM)  
(GENERAL MANAGER - CORPORATE,  
LEANNE MULCAHY)

**MOIRA SHIRE COUNCIL PROPOSED 2015/16 BUDGET (cont'd)**

**ATTACHMENT No [4] - Moira Shire Council's Proposed 2015 16 Budget**



**10 Other Strategies**

This section sets out the strategies that have been developed and incorporated into the Strategic Resource Plan.

**10.1 Borrowings**

This budget proposes no new borrowings in 2015/16.

The following table sets out the Council's view on borrowings, in accordance with the budget forecast.

	New			Balance
	Borrowings	Principal	Interest	30-Jun
	\$'000	\$'000	\$'000	\$'000
2014/15	0	6,472	527	6,999
2015/16	0	5,579	465	6,044
2016/17	0	4,614	391	5,005
2017/18	0	3,572	316	3,888

The table below shows information on borrowings specifically required by the Regulations.

	2014/15	2015/16
	\$	\$
Total amount borrowed as at 30 June of the prior year	0	0
Total amount borrowed	0	0
Total amount projected to be redeemed	829,560	892,495
Total amount to be borrowed as at 30 June	0	0

FILE NO: 100.00.01  
4. ORGANISATION

ITEM NO: 7.1  
(TEAM LEADER - FINANCIAL  
ACCOUNTANT, RAMKI SUBRAMANIAM)  
(GENERAL MANAGER - CORPORATE,  
LEANNE MULCAHY)

**MOIRA SHIRE COUNCIL PROPOSED 2015/16 BUDGET (cont'd)**

**ATTACHMENT No [4] - Moira Shire Council's Proposed 2015 16 Budget**



**Appendices**

**Appendix B  
Rates and Charges**

This appendix presents information which the Act and the Regulations require to be disclosed in the Council's annual budget.

**1. Rates and charges**

<i>The rate in the dollar for each type of rate to be levied</i>		
Type of Property	2014/15	2015/16
	cents/CIV	cents/CIV
General Vacant	0.7695	0.8003
General Building	0.3848	0.4002
Farm Vacant	0.3848	0.4002
Farm Building	0.3848	0.4002
Commercial Vacant	0.7695	0.8003
Commercial Building	0.5387	0.5602
Industrial Vacant	0.7695	0.8003
Industrial Building	0.5387	0.5602
Rural Vacant	0.7695	0.8003
Rural Building	0.3848	0.4002
Cultural & Recreational	0.3729	0.3878
DHS Elderly	0.1953	0.2031

FILE NO: 100.00.01  
4. ORGANISATION

ITEM NO: 7.1  
(TEAM LEADER - FINANCIAL  
ACCOUNTANT, RAMKI SUBRAMANIAM)  
(GENERAL MANAGER - CORPORATE,  
LEANNE MULCAHY)

**MOIRA SHIRE COUNCIL PROPOSED 2015/16 BUDGET (cont'd)**

**ATTACHMENT No [4] - Moira Shire Council's Proposed 2015 16 Budget**



*The estimated amount to be raised by each type of rate to be levied*

Type of Property	2014/15	2015/16
	\$	\$
General Vacant	1,188,421	1,322,010
General Building	9,183,823	9,664,678
Farm Vacant	1,064,143	1,079,312
Farm Building	4,191,353	4,215,927
Commercial Vacant	58,693	57,806
Commercial Building	1,788,548	1,875,365
Industrial Vacant	38,183	42,584
Industrial Building	870,682	906,913
Rural Vacant	118,825	145,302
Rural Building	1,600,731	1,739,966
Cultural & Recreational	1,518	1,578
DHS Elderly	9,628	10,200
	<b>20,114,548</b>	<b>21,061,641</b>

FILE NO: 100.00.01  
4. ORGANISATION

ITEM NO: 7.1  
(TEAM LEADER - FINANCIAL  
ACCOUNTANT, RAMKI SUBRAMANIAM)  
(GENERAL MANAGER - CORPORATE,  
LEANNE MULCAHY)

**MOIRA SHIRE COUNCIL PROPOSED 2015/16 BUDGET (cont'd)**

**ATTACHMENT No [4] - Moira Shire Council's Proposed 2015 16 Budget**



*The percentage change in the rate in the dollar for each type of rate to be levied, compared to that of the previous financial year*

	2014/15	2015/16
Type of Property	Change	Change
	%	%
General Vacant	5.50%	4.00%
General Building	5.50%	4.00%
Farm Vacant	5.50%	4.00%
Farm Building	5.50%	4.00%
Commercial Vacant	5.50%	4.00%
Commercial Building	5.50%	4.00%
Industrial Vacant	5.50%	4.00%
Industrial Building	5.50%	4.00%
Rural Vacant	5.50%	4.00%
Rural Building	5.50%	4.00%
Cultural & Recreational	5.50%	4.00%
DHS Elderly	5.50%	4.00%

FILE NO: 100.00.01  
4. ORGANISATION

ITEM NO: 7.1  
(TEAM LEADER - FINANCIAL  
ACCOUNTANT, RAMKI SUBRAMANIAM)  
(GENERAL MANAGER - CORPORATE,  
LEANNE MULCAHY)

**MOIRA SHIRE COUNCIL PROPOSED 2015/16 BUDGET (cont'd)**

**ATTACHMENT No [4] - Moira Shire Council's Proposed 2015 16 Budget**



*The number of assessments for each type of rate to be levied compared to the previous year*

Type of Property	2014/15	2015/16	Change
	Assessments	Assessments	
General Vacant	1,014	1,023	9
General Building	9,814	9,859	45
Farm Vacant	1,140	1,071	(69)
Farm Building	2,342	2,245	(97)
Commercial Vacant	53	49	(4)
Commercial Building	990	984	(6)
Industrial Vacant	24	26	2
Industrial Building	80	85	5
Rural Vacant	141	192	51
Rural Building	1,441	1,515	74
Cultural & Recreational	1	1	-
DHS Elderly	63	62	(1)
<b>Total</b>	<b>17,103</b>	<b>17,112</b>	<b>9</b>



FILE NO: 100.00.01  
4. ORGANISATION

ITEM NO: 7.1  
(TEAM LEADER - FINANCIAL  
ACCOUNTANT, RAMKI SUBRAMANIAM)  
(GENERAL MANAGER - CORPORATE,  
LEANNE MULCAHY)

**MOIRA SHIRE COUNCIL PROPOSED 2015/16 BUDGET (cont'd)**

**ATTACHMENT No [4] - Moira Shire Council's Proposed 2015 16 Budget**



*The estimated total value of land in respect of which each type of rate is to be levied compared with the previous year*

Type of Property	2014/15	2015/16	Change
	\$	\$	\$
	General Vacant	154,437,900	165,189,300
General Building	2,386,915,900	2,414,962,000	28,046,100
Farm Vacant	276,575,500	269,693,100	(6,882,400)
Farm Building	1,089,351,000	1,053,455,000	(35,896,000)
Commercial Vacant	7,627,300	7,223,000	(404,300)
Commercial Building	332,013,000	334,767,000	2,754,000
Industrial Vacant	4,962,000	5,321,000	359,000
Industrial Building	161,627,000	161,891,000	264,000
Rural Vacant	15,441,600	18,156,000	2,714,400
Rural Building	416,037,000	434,774,000	18,737,000
Cultural & Recreational	407,000	407,000	-
DHS Elderly	4,931,000	5,022,000	91,000
<b>Total</b>	<b>4,850,326,200</b>	<b>4,870,860,400</b>	<b>20,534,200</b>



FILE NO: 100.00.01  
4. ORGANISATION

ITEM NO: 7.1  
(TEAM LEADER - FINANCIAL  
ACCOUNTANT, RAMKI SUBRAMANIAM)  
(GENERAL MANAGER - CORPORATE,  
LEANNE MULCAHY)

**MOIRA SHIRE COUNCIL PROPOSED 2015/16 BUDGET (cont'd)**

**ATTACHMENT No [4] - Moira Shire Council's Proposed 2015 16 Budget**



*The unit amount to be levied for each type of charge under section 159 and 162 of the Act*

Type of Charge	Per Rateable Property		
	2014/15	2015/16	Change
	\$	\$	\$
Municipal Charge	305.65	317.85	12.20
Garbage Service	98.65	102.60	3.95
Recycling Service	88.95	92.50	3.55
Organic Waste Service	97.20	97.20	-
Environmental Levy	206.50	214.75	8.25

*The estimated amounts to be raised for each type of charge to be levied compared to the previous year*

Type of Charge	2014/15	2015/16
	\$	\$
Municipal Charge	4,960,908	5,128,382
Garbage Service	1,221,499	1,304,456
Recycling Service	1,070,358	1,140,988
Environmental Levy	3,276,464	3,467,998
Organic Waste Service	881,820	758,160

**FILE NO: 100.00.01  
4. ORGANISATION**

**ITEM NO: 7.1  
(TEAM LEADER - FINANCIAL  
ACCOUNTANT, RAMKI SUBRAMANIAM)  
(GENERAL MANAGER - CORPORATE,  
LEANNE MULCAHY)**

**MOIRA SHIRE COUNCIL PROPOSED 2015/16 BUDGET (cont'd)**

**ATTACHMENT No [4] - Moira Shire Council's Proposed 2015 16 Budget**